



COMPLETE LED LIGHTING SOLUTIONS
TECHNICAL CATALOGUE | 2021-22



 ***Global Headquarters***
Net Zero Energy Building spread over 48,000 sq. mtrs.

Conceived back in 1960, the Jaquar Group has been built on the platform of the highest quality standards, aesthetics and the intent of providing world-class products. Today, the Jaquar Group caters to luxury, premium and value bathroom segments with Artize, Jaquar & Essco brands, respectively, for residential and commercial sectors across the globe. The group's lighting division, Jaquar Lighting too, has been setting new parameters of excellence while witnessing unprecedented success.

Artize

It pays a tribute to the fine traditions of exquisite craftsmanship and precision where design, technology and talent combine to deliver a masterpiece. Artize products are crafted for luxurious bath spaces. Perfect harmony is the very essence of Artize- together as coordinates or even as individual pieces. Artize's exquisite craftsmanship is so stunning that it can inspire the design principles of not just your bath spaces but of your entire living spaces.



A leading global super brand known for its excellence in innovation and technology. The highest build standards combine with the most beautifully designed aesthetics to provide world-class products for tough conditions. With a superb blend of ergonomic shapes, contemporary styles and meticulous finish, Jaquar continues to enthrall millions of hearts across the world with its wide range of concepts and products.



For over five decades now, Essco, the bath fittings brand, has been supporting affordable and sustainable housing in India. Essco is a value for money bath brand from the Jaquar Group, which is the leader in Complete Bathing Solutions. Essco, a Pan India brand, added a whole new chapter in the bath fittings industry by ushering in the era of the organised bath market. Essco set out with an obsession for good quality products at affordable pricing, one that was unheard of in the corridors of bath fittings manufacturers then. With its 10 years of warranty and impeccable customer service, Essco is standing tall in the Indian bath fittings industry since 1960 and touching more hearts every year.



JAUAR LIGHTING

The torchbearer for innovation in lighting

Innovative, energy efficient lighting solutions, for an array of places and purposes. From home to office, decorative to landscaping, from gorgeous chandeliers to unique LEDs, you name it, we have it. All, illuminating with the highest quality, fascinating designs and immaculate perfection.

What Makes Jaquar Lighting stand apart:

- Complete LED Lighting Solutions
- Futuristic manufacturing facility
- Global certifications
- Unique customization option for Chandeliers
- Best in the world lighting, best for the Indian conditions
- Smart New Products
- Trusted for Prestigious projects
- Jaquar Lighting Orientation Centres
- Pro-active Customer Care



Complete LED Lighting Solutions

Jaquar Lighting gives you complete LED lighting solutions – for residential, commercial and outdoor use. Choose for varied budgets without compromising on quality and reliability.

They are designed to complement and co-ordinate the most exclusive interior and exterior lifestyles and decors, from classic to contemporary.

In fact, Jaquar Lighting carries forward the legacy of Jaquar Group where the thrust has always been on creating new parameters of design, quality and customer satisfaction.



Futuristic manufacturing facility

Jaquar Lighting's state-of-the-art manufacturing plant is a fully automated facility having in-house ROHS compliant LED Driver.

Its LED Module manufacturing unit is equipped with high-precision optical inspection besides the capacity to make 87,000 components everyhour.

Jaquar Lighting also has the only NABL accredited lab in India, with an in-house facility for CCT testing upto 100,000 K.

With so many firsts to its credit and with sustained investment in enhancing the capabilities, Jaquar has been setting new benchmarks for the lighting industry.

One of the flag-bearers of the Government's 'Make in India' initiative, Jaquar Lighting now has an ultra-modern manufacturing facility that sprawls over 250,000 sq ft of covered area.

This fully automated plant, with a capacity to make 2400 bulbs/ hour, produces a wide range of world-class LED Lighting products under one roof - for residential as well as commercial/ industrial usage, including LED Bulbs, Battens, Recessed lights, Panels, LED Streetlights, Floodlights, Smart lights and Highbay lights.



ISO Certificate

ZERTIFIKAT ♦ CERTIFICATE ♦ 證明証書 ♦ CERTIFICADO ♦ CERTIFICAT	
	<h2>CERTIFICATE</h2>
	<p>The Certification Body of TÜV SÜD South Asia Private Limited</p>
	<p>certifies that</p>
	<div><div>Complete Bathroom and Lighting Solutions</div></div>
	<p>Jaquar & Company Pvt.Ltd. (Lighting Division) Plot No. 3, Sector M-11, IMT Manesar, Dist. Gurgaon - 122 050, Haryana, INDIA</p>
	<p>has implemented a Quality Management System in accordance with ISO 9001:2015</p>
	<p>For Scope of DESIGN, MANUFACTURE & SALE OF INDOOR AND OUTDOOR LED LIGHTS AND CHANDELIERS FOR DOMESTIC & OVESEAS MARKET.</p>
	<p>The certificate is valid in conjunction with the main certificate From 2019-05-15 until 2022-05-14 Subject to successful completion of annual periodic audits The present status of this Certificate can be obtained on www.tuv-sud.in Further clarifications regarding the scope of this certificate may be obtained by consulting the certification body</p>
	<p>Certificate Registration No. 99 100 16868/07 Date of Initial certification : 2019-05-15</p>
<div><p>Certification Body of TÜV SÜD South Asia Private Limited, Mumbai Member of TÜV SÜD Group</p></div> <div></div>	
<p>TÜV SÜD South Asia Pvt. Ltd. • TÜV SÜD House • Saki Naka • Andheri (East) • Mumbai – 400072 • Maharashtra • India </p>	

BIS Certificate



भारतीय मानक ब्यूरो
BUREAU OF INDIAN STANDARDS
Ministry of Commerce & Industry, Government of India

संस्था का पता: एन.एच. 24, प्लॉट नं. 3, इंदिरा नगर, नई दिल्ली - 110002
टेलीफोन: +91-11-23230856 (23230851, 23230852, 23230853, 23230854)
ई-मेल: registration@bis.org.in
www.bis.org.in

Our Ref: Registration/CRS 2018-3285/R-91002879

Date: 07-09-2018

Subject : Licence Document

MANUFACTURING UNIT : JAGUAR AND COMPANY PVT. LTD.
PLOT NO.3, SECTOR M11, IMT MANESAR, GURGAON, HARYANA - 122050, INDIA
salil.kulshrestha@jaguar.com
7290027208

Dear Sir,

1. With reference to your Application, we are pleased to inform you that it has been decided to grant you License through registration based on self-declaration of conformity as per details given below:

PRODUCT :	LED FLOOD LIGHTS
IS NO :	IS 10332 (PART 5/SEC 1) : 2013
BRAND :	JAGUAR LIGHTING
MODEL :	250W JFCW, 240W JFCW, 220W JFCW, 200W JFCW, 190W JFCW, 150W JFCW, 140W JFCW, 130W JFCW, 120W JFCW, 100W JFCW, 90W JFCW, 70W JFCW, 60W JFCW
MANUFACTURING ADDRESS :	JAGUAR AND COMPANY PVT. LTD. PLOT NO.3, SECTOR M11, IMT MANESAR, GURGAON, HARYANA - 122050, INDIA

2. The license is being granted to the unit located at the address and for the brand and models mentioned at serial no 1 above.

3. The number assigned to this License is **R-91002879** which has been made operative from **06-09-2018** and is valid upto **05-09-2020**. The license Number should invariably be referred to in your future correspondence.

4. The rights and privileges under the license shall not be exercised by any other factory / organization at any other location and in the event of shifting of the manufacturing machinery from the registered premises to some other place use of the license number shall be stopped and BIS shall be informed.

5. The licensee shall comply with the provisions of the Act, Rules and Regulations framed thereunder and as amended from time to time.

6. The licensee shall follow the guidelines for the use of Standard Mark and labeling requirements as per Annexure.

7. The licensee shall not use the license in any manner which contravenes the provisions of Act, Rules and Regulations framed thereunder and as amended from time to time.

8. Upon expiry of validity, stoppage or suspension or cancellation of license, the licensee shall discontinue forthwith the self-declaration of conformity to the relevant Indian Standard(s) and withdraw all promotional and advertising matter which contains any reference thereto.

9. For renewal of license, the licensee shall have to apply to BIS three months in advance before expiration of the license and application form for Renewal is available on BIS website.

10. The license is not transferable.

Thanking you,

Yours faithfully,

(Signature)
SALIL KULSHRESTHA
(Chief Registrar)
Scientist-C (Reg. Dept.)
Telephone : +91-11-23230856
E-mail: registration@bis.org.in



भारतीय मानक ब्यूरो
BUREAU OF INDIAN STANDARDS
Ministry of Commerce & Industry, Government of India

संस्था का पता: एन.एच. 24, प्लॉट नं. 3, इंदिरा नगर, नई दिल्ली - 110002
टेलीफोन: +91-11-23230856 (23230851, 23230852, 23230853, 23230854)
ई-मेल: registration@bis.org.in
www.bis.org.in

Our Ref: Registration/CRS 2018-3075/R-91002773

Date: 11-08-2018

Subject : Licence Document

MANUFACTURING UNIT : JAGUAR AND COMPANY PVT. LTD.
PLOT NO.03, SECTOR M11, IMT MANESAR, GURGAON - 122050, HARYANA, INDIA
salil.kulshrestha@jaguar.com
7290027208

Dear Sir,

1. With reference to your Application, we are pleased to inform you that it has been decided to grant you License through registration based on self-declaration of conformity as per details given below:

PRODUCT :	LED LUMINAIRES FOR ROAD AND STREET LIGHTING
IS NO :	IS 10332 (PART 5/SEC 1) : 2013
BRAND :	JAGUAR LIGHTING
MODEL :	250W JSCW, 220W JSCW, 200W JSCW, 180W JSCW, 150W JSCW, 140W JSCW, 120W JSCW, 110W JSCW, 100W JSCW, 90W JSCW, 70W JSCW, 60W JSCW, 45W JSCW, 40W JSCW, 35W JSCW, 30W JSCW, 25W JSCW, 20W JSCW, 18W JSCW
MANUFACTURING ADDRESS :	JAGUAR AND COMPANY PVT. LTD. PLOT NO.03, SECTOR M11, IMT MANESAR, GURGAON - 122050, HARYANA, INDIA

2. The license is being granted to the unit located at the address and for the brand and models mentioned at serial no 1 above.

3. The number assigned to this License is **R-91002773** which has been made operative from **07-08-2018** and is valid upto **06-08-2020**. The license Number should invariably be referred to in your future correspondence.

4. The rights and privileges under the license shall not be exercised by any other factory / organization at any other location and in the event of shifting of the manufacturing machinery from the registered premises to some other place use of the license number shall be stopped and BIS shall be informed.

5. The licensee shall comply with the provisions of the Act, Rules and Regulations framed thereunder and as amended from time to time.

6. The licensee shall follow the guidelines for the use of Standard Mark and labeling requirements as per Annexure.

7. The licensee shall not use the license in any manner which contravenes the provisions of Act, Rules and Regulations framed thereunder and as amended from time to time.

8. Upon expiry of validity, stoppage or suspension or cancellation of license, the licensee shall discontinue forthwith the self-declaration of conformity to the relevant Indian Standard(s) and withdraw all promotional and advertising matter which contains any reference thereto.

9. For renewal of license, the licensee shall have to apply to BIS three months in advance before expiration of the license and application form for Renewal is available on BIS website.

10. The license is not transferable.

Thanking you,

Yours faithfully,

(Signature)
SUNDEEP KUMAR
Scientist-C (Reg. Dept.)
Telephone : +91-11-2323 0856
E-mail: registration@bis.org.in



भारतीय मानक ब्यूरो
BUREAU OF INDIAN STANDARDS
Ministry of Commerce & Industry, Government of India

संस्था का पता: एन.एच. 24, प्लॉट नं. 3, इंदिरा नगर, नई दिल्ली - 110002
टेलीफोन: +91-11-23230856 (23230851, 23230852, 23230853, 23230854)
ई-मेल: registration@bis.org.in
www.bis.org.in

Our Ref: Registration/CRS 2018-3963/R-91003009

Date: 27-09-2018

Subject : Licence Document

MANUFACTURING UNIT : JAGUAR AND COMPANY PVT. LTD.
PLOT NO.3, SECTOR M11, IMT MANESAR, GURUGRAM - 122050, HARYANA, INDIA
salil.kulshrestha@jaguar.com
7290027208

Dear Sir,

1. With reference to your Application, we are pleased to inform you that it has been decided to grant you License through registration based on self-declaration of conformity as per details given below:

PRODUCT :	RECESSED LED LUMINAIRES
IS NO :	IS 10332 (PART 5/SEC 1) : 2013
BRAND :	JAGUAR LIGHTING
MODEL :	2XW DL, 20W DL, 18W DL, 15W DL, 12W DL, 10W DL, 8W DL, 6W DL, 5W DL
MANUFACTURING ADDRESS :	JAGUAR AND COMPANY PVT. LTD. PLOT NO.3, SECTOR M11, IMT MANESAR, GURUGRAM - 122050, HARYANA, INDIA

2. The license is being granted to the unit located at the address and for the brand and models mentioned at serial no 1 above.

3. The number assigned to this License is **R-91003009** which has been made operative from **25-09-2018** and is valid upto **24-09-2020**. The license Number should invariably be referred to in your future correspondence.

4. The rights and privileges under the license shall not be exercised by any other factory / organization at any other location and in the event of shifting of the manufacturing machinery from the registered premises to some other place use of the license number shall be stopped and BIS shall be informed.

5. The licensee shall comply with the provisions of the Act, Rules and Regulations framed thereunder and as amended from time to time.

6. The licensee shall follow the guidelines for the use of Standard Mark and labeling requirements as per Annexure.

7. The licensee shall not use the license in any manner which contravenes the provisions of Act, Rules and Regulations framed thereunder and as amended from time to time.

8. Upon expiry of validity, stoppage or suspension or cancellation of license, the licensee shall discontinue forthwith the self-declaration of conformity to the relevant Indian Standard(s) and withdraw all promotional and advertising matter which contains any reference thereto.

9. For renewal of license, the licensee shall have to apply to BIS three months in advance before expiration of the license and application form for Renewal is available on BIS website.

10. The license is not transferable.

Thanking you,

Yours faithfully,

(Signature)
SALIL KULSHRESTHA
(Chief Registrar)
Scientist-C (Reg. Dept.)
Telephone : +91-11-2323 0856
E-mail: registration@bis.org.in



भारतीय मानक ब्यूरो
BUREAU OF INDIAN STANDARDS
Ministry of Commerce & Industry, Government of India

संस्था का पता: एन.एच. 24, प्लॉट नं. 3, इंदिरा नगर, नई दिल्ली - 110002
टेलीफोन: +91-11-23230856 (23230851, 23230852, 23230853, 23230854)
ई-मेल: registration@bis.org.in
www.bis.org.in

Our Ref: Registration/CRS 2018-8226/R-91000559

Date: 29-08-2018

Subject : Grant of Registration

MANUFACTURING UNIT : JAGUAR AND COMPANY PVT LTD
PLOT NO.3, SECTOR M11, IMT MANESAR, GURGAON, HARYANA, INDIA
Mr. SALIL KULSHRESTHA, HEAD, R & D & PRODUCTION
salil.kulshrestha@jaguar.com
7290027208

Dear Sir,

1. With reference to your Application, we are pleased to inform you that it has been decided to grant you registration as per details given below :

PRODUCT :	Fixed General Purpose LED Luminaires
IS NO :	IS 10332(PART 5/SEC 1):2012
BRAND :	Jaguar Lighting
MODEL :	5W JMSL, 18W JMSL, 20W JMSL, 6W JMSL, 8W JMSL, 10W JMSL, 12W JMSL, 4W JMSL
FACTORY ADDRESS :	JAGUAR AND COMPANY PVT LTD PLOT NO.3, SECTOR M11, IMT MANESAR, GURGAON, HARYANA, INDIA

2. The Registration is being granted for your unit located at the address and for the brand and models mentioned at serial no 1 above.

3. The number assigned to this Registration is **R-91000559** which has been made operative from **25-08-2018** and is valid upto **24-08-2018**. The Registration Number should invariably be referred to in your future correspondence.

4. The rights and privileges under the registration shall not be exercised by any other factory / organization at any other location. This registration is not transferable. In the event of shifting of the manufacturing machinery from the registered premises to some other place use of the Registration Number shall be stopped and BIS shall be informed.

5. You shall comply with the provisions of Bureau of Indian Standards Act, 1986 and Rules and Regulations framed there under and as amended from time to time.

6. You shall follow the guidelines for the use of Standard Mark and labeling requirements under BIS Compulsory Registration Scheme for Electronic and IT Products given in Circular No. Ref : CMD 3/1:1987/5 dated 01/12/2013 available on BIS website and Department of Electronics and Information Technology (DeitI) notification S.O. 6303 dated 10/03/2016.

7. You shall not use the registration in any manner which contravenes the provisions of Bureau of Indian Standards Act, 1986 and Rules and Regulations framed there under and as amended from time to time.

8. Upon expiry of validity, stoppage or suspension or cancellation of registration, you shall discontinue forthwith the self-declaration of conformity to the relevant Indian Standard(s) and withdraw all promotional and advertising matter which contains any reference thereto.

9. As per your declaration, **MR. SALIL KULSHRESTHA, HEAD, R & D & PRODUCTION** is your authorized representative. Any intended change in the name of the authorized representative ought to be brought to our notice immediately.

10. It may be noted that for consideration of renewal of your registration, you shall have to apply to BIS at least one month in advance before expiry of the validity period. Application form for Renewal (FORM 10) is available on BIS website.

11. This letter is being issued with the approval of competent authority. Kindly acknowledge receipt of this letter.

Thanking you,

Yours faithfully,

(Signature)
SUNDEEP KUMAR
(Chief Registrar)
Scientist-C (Reg. Dept.)
Telephone : +91-11-23230856
E-mail: registration@bis.org.in

NABL Certificate

		National Accreditation Board for Testing and Calibration Laboratories (A Constituent Board of Quality Council of India)	
CERTIFICATE OF ACCREDITATION			
TESTING LABORATORY - LIGHTING DIVISION, JAQUAR & COMPANY PVT. LTD.			
has been assessed and accredited in accordance with the standard			
ISO/IEC 17025:2005			
"General Requirements for the Competence of Testing & Calibration Laboratories"			
for its facilities at			
Plot No. 03, Sector M-11, IMT Manesar, Haryana			
in the field of			
TESTING			
Certificate Number	TC-6982	Valid Until	04/03/2020
Issue Date	05/03/2018		
This certificate remains valid for the Scope of Accreditation as specified in the annexure subject to continued satisfactory compliance to the above standard & the relevant requirements of NABL. (To see the scope of accreditation of this laboratory, you may also visit NABL website www.nabl-india.org)			
Signed for and on behalf of NABL			
 89076970100030001307		 Anil Relia Chief Executive Officer	

Global certifications

They say, excellence begets rewards and laurels. Jaquar Lighting's NABL Accredited Lab has enabled the company to come up with the best lighting products. Certifications followed along the way:

- System Certifications like ISO 9001:2015, BIS and BEE
- BIS Certification for its LED Lamps, Drivers, Panels, LED Streetlights, and LED Floodlights, as per the latest applicable Indian Standards



Unique customization option for Chandeliers

Jaquar Lighting has the first chandelier manufacturing plant in India with in-house facilities for designing, fabrication, plating and assembly, to provide unique customized solutions.

As a chandelier manufacturer, Jaquar is also the first and only one in India to offer 24K gold plating in Rose Gold and Antique Gold, as well as Chrome plating with Swarovski crystals.



Best in the world lighting, best for the Indian conditions

Jaquar Lighting Products are built keeping in mind the tough, ever-changing Indian weather conditions. These products pass through a wide range of tests to ensure their endurance, reliability and durability.

Jaquar Lighting Products follow the philosophy of sustained development. Precisely why, all these products are eco-friendly and energy efficient.

Jaquar Lighting LED products:

- Save upto 90% of the energy required for similar levels of illumination by conventional, non-LED products
- Designed to be glare free and provide uniform illumination
- Built to be high efficiency products that provide approx. 100 Lm/W-higher than most competing products

Trusted for Prestigious projects

Jaquar Lighting has been entrusted to light up an array of prestigious premises for its expertise in coming up with the best lighting solutions. Have a look:

- **Central Hall, Parliament of India**
- **Supreme Court, Delhi**
- **Jammu & Kashmir Assembly, Srinagar**
- **Governor House, Dehradun**
- **Air Force Headquarters, Delhi**
- **National Defence Academy (NDA), Pune**
- **ISRO**
- **Royal Orchid hotels in Bangalore, Hyderabad and Jaipur**
- Hotel Mount View, Chandigarh
- Hotel Westin, Hyderabad
- Hotel India Awadh, Lucknow
- Amber Conventional Centre, Indore
- Hindustan Club, Kolkata
- Hotel Crown, Bhubaneswar

- IIM Shillong
- IIT Mandi & IIT Guwahati
- Bangur House, Kolkata
- Holiday Inn, Kolkata
- Mahagun, Noida
- Supertech, Noida
- MG Motors, Delhi
- Jeep Showroom, Haryana
- Hotel Hyatt, Gurgaon
- Hotel Marriott, Nasik
- HP (Hewlett Packard)

Jaquar Lighting also has corporate tie-ups with Sayaji Group, Lemontree, and Jaypee, among others.



Jaquar Lighting Orientation Centres


Jaquar Orientation Centres are spread across the length & breadth of the nation and even abroad.

You can discover the whole gamut of Jaquar Lighting products under one roof. Offering a one-stop solution to the discovery and selection process, the Orientation Centre is manned by trained experts who can help you find the perfect match even for your most unique lighting requirements.

So drop in to a Jaquar Orientation Centre today. And bring home the glow of happiness!

For more information, visit any of our 21 Orientation Centres in following cities:

Ahmedabad, Bangalore, Bhopal, Bhubaneswar, Chandigarh, Chennai, Cochin, Guwahati, Hyderabad, Jaipur, Jammu, Kolkata, Lucknow, Ludhiana, Mumbai, Nagpur, New Delhi, Pune, Raipur, Siliguri and Surat





Customer Care


Even the peers vouch for Jaquar Lighting's enviable customer care.

Backed by over 1,000 trained technicians and warranty on its products, Jaquar Lighting provides India's most reliable service to its customers with fully integrated service network across the country.

Toll free Customer Care No: 1800 212 6808

E-mail: ccare.lighting@jaquar.com


Category Content



24

Facade Lights


Jaquar carefully designed night lighting on the façades that respects the building's architecture, context



84

Chandeliers


Discover a grand centrepiece for your indoor space in Jaquar's range of chandeliers



152

Decorative

The best of global lighting designs and craftsmanship in a large range of designs and shapes



242

Commercial

The latest options in LED lighting solutions for indoor spaces in offices, malls, and commercial areas



290

Landscape


The most comprehensive range of high-quality products for landscape and outdoor lighting



358

Smart Lights

The world is getting smarter and so are the Jaquar Lighting Products.



364

Home Lights

Cutting-edge, energy-efficient LED lighting solutions for an array of home needs and requirements

Façade Lighting

Façade lighting of our buildings is essential in creating aesthetically pleasing urban environments. It can be called architecture's fourth dimension. Buildings nowadays need to be iconic landmarks and distinct in the way they present themselves both in day and night. Carefully designed night lighting on the façades that respects the building's architecture, context while controlling light trespass are quite important in making an image that is enjoyed by all.



Content

FAÇADE LIGHTING

Wallwashers	026
Flood Lights	030
Linear Lights	038
Dot Lights	042
Linear Flex	046
Spot Projectors	050
Window Lights	054
Linear Inground Lights	060
Ground Burials	064
Flexi Wallwashers	068
Guardrail Lights	072
Trunking Lights	076
Under Water Lights	080



Warranty: 3 / 5 year

*As improvement in design & method of manufacturing is a continuous process, the product supplied may differ in detail from data given here.



Wallwashers

Introducing a wide range of high performance Linear Wall washers designed to highlight key architectural features of buildings or projects. Offering highly customizable optics and color temperatures, Jaquar provides best in class solutions for various types of applications, suited for both Wall Washing or Wall Grazing. These are fully compatible with advanced protocols such as DMX512, RDM & DALI.



JQL-WWL024 W

Features

- Unobtrusive appearance design
- Strong aviation aluminium housing
- Structured design with thermoelectric separation integrated
- Definitive and impact-resistant toughened glass
- Seamless splicing of light, with optical dark-free zone design
- Varied options of visually comfortable and precise optical lens
- Meets international standards DMX512 protocol



SPECIFICATIONS

Power Consumption	24 W
Luminous Flux	1920 Lm @4000 K
Color Temperature	2700 K / 3000 K / 4000 K / 5000 K / 5700 K / 6500 K / RGB / RGBW
Beam Angle (50% I _{max})	17° / 23° / 33° / 46° / 15 x 27° / 21 x 53° / 25 x 80°
Input Voltage	DC24 V
Protection Class IEC	III
Control	DMX / RDM / DALI / Remote / On-Off
Power Factor	≥0.95
Housing	Extruded aluminum 6063
Cover	Toughened glass
Dimensions	W 1000 / W 28 x H 61
IP Rating	IP66 / IP67
IK Rating	IK08
Mounting	Adjustable bracket
Operating Temperature	-35 °C ~ 60 °C (-31 °F ~ 140 °F)
THD	<10%
Lifespan	>50,000 Hrs (Ta=35 °C @L70)
Certificate	BIS / CE / RoHS



JQL-WWL036 W

Features

- Unobtrusive appearance design
- Strong aviation aluminium housing
- Structured design with thermoelectric separation integrated
- Definitive and impact-resistant toughened glass
- Seamless splicing of light, with Optical dark-free zone design
- Varied options of visually comfortable and precise optical lens
- Meets International standards DMX512 protocol



SPECIFICATIONS

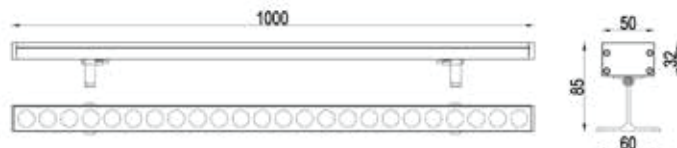
Power Consumption	36 W
Luminous Flux	2700 Lm @4000 K
Color Temperature	2700 K / 3000 K / 4000 K / 5000 K / 5700 K / 6500 K / RGB / RGBW
Beam Angle (50% I _{max})	12° / 17° / 30° / 45° / 60° / 80° / 12 x 20° / 12 x 45°
Input Voltage	AC220 V / DC24 V
Protection Class IEC	III
Control	DMX / RDM / DALI / Remote / On-Off
Power Factor	≥0.95
Housing	Extruded aluminum 6063
Cover	Toughened glass
Dimensions	W 1000 / W 43 x H 62
IP Rating	IP66 / IP67
IK Rating	IK08
Mounting	Adjustable bracket
Operating Temperature	-35 °C ~ 60 °C (-31 °F ~ 140 °F)
THD	<10%
Lifespan	>50,000 Hrs (Ta=35 °C @L70)
Certificate	BIS / CE / RoHS



JQL-WWL048 W

Features

- Unobtrusive appearance design
- Strong aviation aluminium housing
- Structured design with thermoelectric separation integrated
- Definitive and impact-resistant toughened glass
- Seamless splicing of light, with Optical dark-free zone design
- Varied options of visually comfortable and precise optical lens
- Meets International standards DMX512 protocol



SPECIFICATIONS

Power Consumption	48 W
Luminous Flux	3840 Lm @4000 K
Color Temperature	2700 K / 3000 K / 4000 K / 5000 K / 5700 K / 6500 K / RGB / RGBW
Beam Angle (50% I _{max})	10° / 15° / 30° / 45° / 60° / 80° / 12 x 20° / 12 x 45°
Input Voltage	AC220 V / DC24 V
Protection Class IEC	III
Control	DMX / RDM / DALI / Remote / On-Off
Power Factor	≥0.95
Housing	Extruded aluminum 6063
Cover	Toughened glass
Dimensions	W 1000 / W 60 / W 50 x H 85
IP Rating	IP66 / IP67
IK Rating	IK08
Mounting	Adjustable bracket
Operating Temperature	-35 °C ~ 60 °C (-31 °F ~ 140 °F)
THD	<10%
Lifespan	>50,000 Hrs (Ta=35 °C @L70)
Certificate	BIS / CE / RoHS



JQL-WWL072 W

Features

- Unobtrusive appearance design
- Strong aviation aluminium housing
- Structured design with thermoelectric separation integrated
- Definitive and impact-resistant toughened glass
- Seamless splicing of light, with Optical dark-free zone design
- Varied options of visually comfortable and precise optical lens
- Meets International standards DMX512 protocol



SPECIFICATIONS

Power Consumption	72 W
Luminous Flux	5184 Lm @4000 K
Color Temperature	2700 K / 3000 K / 4000 K / 5000 K / 5700 K / 6500 K / RGB / RGBW
Beam Angle (50% I _{max})	10° / 15° / 30° / 45° / 60° / 80° / 12 x 20° / 12 x 45°
Input Voltage	AC100-240 V 50 / 60Hz
Protection Class IEC	I
Control	DMX / RDM / DALI / Remote / On-Off
Power Factor	≥0.95
Housing	Extruded aluminum 6063
Cover	Toughened glass
Dimensions	W 1000 / W 60 / W 42 x H 56
IP Rating	IP66 / IP67
IK Rating	IK08
Mounting	Adjustable bracket
Operating Temperature	-35 °C ~ 60 °C (-31 °F ~ 140 °F)
THD	<10%
Lifespan	>50,000 Hrs (Ta=35 °C @L70)
Certificate	BIS / CE / RoHS



Flood Lights

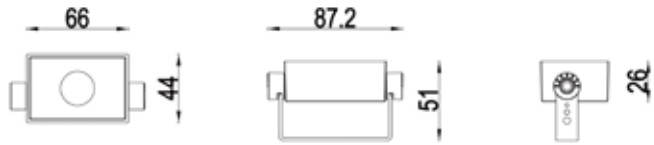
Jaquar Flood Lights are perfect for creating varied effects such as flood lighting effect, grazing, decorative lighting and more. They deliver exceptionally high lumen output and color consistency. They provide the best solution in the industry to transform medium and large architectural structures into landmarks. Offering highly customizable optics from ultra narrow beam optics to ultra wide beam and variety of color temperatures, Jaquar flood lights set a new benchmark for the category. They are customised for various applications and can be controlled via either DMX, RDM or DALI depending on project requirements.



JQL-FL003 W

Features

- Unobtrusive appearance design
- Strong die-cast aluminium housing
- Definitive and impact-resistant toughened glass
- Anti-glare optical design
- Varied options of comfortable and precise optical lens
- Performance oriented electronic design and dependable heat dissipation



SPECIFICATIONS

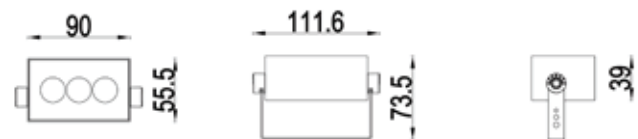
Power Consumption	3 W
Luminous Flux	210 Lm @4000 K
Color Temperature	2700 K / 3000 K / 4000 K / 5000 K / 5700 K / 6500 K
Beam Angle (50% Imax)	8° / 15° / 30° / 40° / 60° / 80° / 30 x 60°
Input Voltage	DC24 V
Protection Class IEC	III
Control	DMX / RDM / DALI / Remote / On-Off
Power Factor	≥0.95
Housing	Die-cast aluminum ADC12
Cover	Toughened glass
Dimensions	W 66 x H 44 / W 87.2 x H 51
IP Rating	IP66 / IP67
IK Rating	IK08
Mounting	Adjustable bracket
Operating Temperature	-35 °C ~ 60 °C (-31 °F ~ 140 °F)
THD	<10%
Lifespan	>50,000 Hrs (Ta=35 °C @L70)
Certificate	BIS / CE / RoHS



JQL-FL006 W

Features

- Unobtrusive appearance design
- Strong die-cast aluminium housing
- Definitive and impact-resistant toughened glass
- Anti-glare optical design
- Varied options of comfortable and precise optical lens
- Performance oriented electronic design and dependable heat dissipation
- Smart step-less dimming technology adopted



SPECIFICATIONS

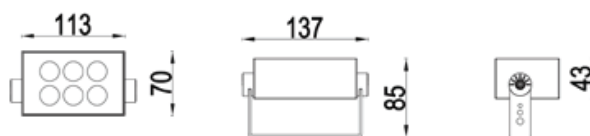
Power Consumption	6 W
Luminous Flux	425 Lm @4000 K
Color Temperature	2700 K / 3000 K / 4000 K / 5000 K / 5700 K / 6500 K / RGB / RGBW
Beam Angle (50% Imax)	8° / 15° / 30° / 40° / 60° / 80° / 30 x 60°
Input Voltage	DC24 V
Protection Class IEC	III
Control	DMX / RDM / DALI / Remote / On-Off
Power Factor	≥0.95
Housing	Die-cast aluminum ADC12
Cover	Toughened glass
Dimensions	W 90 x H 55.5 / W 111.6 x H 73.5
IP Rating	IP66 / IP67
IK Rating	IK08
Mounting	Surface mount with adjustable bracket
Operating Temperature	-35 °C ~ 60 °C (-31 °F ~ 140 °F)
THD	<10%
Lifespan	>50,000 Hrs (Ta=35 °C @L70)
Certificate	BIS / CE / RoHS



JQL-FL012 W

Features

- Unobtrusive appearance design
- Strong die-cast aluminium housing
- Definitive and impact-resistant toughened glass
- Anti-glare optical design
- Varied options of comfortable and precise optical lens
- Performance oriented electronic design and dependable heat dissipation
- Smart step-less dimming technology adopted



SPECIFICATIONS

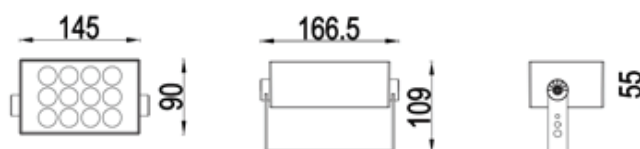
Power Consumption	12 W
Luminous Flux	870 Lm @4000 K
Color Temperature	2700 K / 3000 K / 4000 K / 5000 K / 5700 K / 6500 K / RGB / RGBW
Beam Angle (50% I _{max})	8° / 15° / 30° / 40° / 60° / 80° / 30 x 60°
Input Voltage	DC24 V
Protection Class IEC	III
Control	DMX / RDM/DALI / Remote / On-Off
Power Factor	≥0.95
Housing	Die-cast aluminum ADC12
Cover	Toughened glass
Dimensions	W 113 x H 70 / W 137 x H 85
IP Rating	IP66 / IP67
IK Rating	IK08
Mounting	Adjustable bracket
Operating Temperature	-35 °C ~ 60 °C (-31 °F ~ 140 °F)
THD	<10%
Lifespan	>50,000 Hrs (Ta=35 °C @L70)
Certificate	BIS / CE / RoHS



JQL-FL024 W

Features

- Unobtrusive appearance design
- Strong die-cast aluminium housing
- Definitive and impact-resistant toughened glass
- Anti-glare optical design
- Varied options of comfortable and precise optical lens
- Performance oriented electronic design and dependable heat dissipation
- Smart step-less dimming technology adopted



SPECIFICATIONS

Power Consumption	24 W
Luminous Flux	1800 Lm @4000 K
Color Temperature	2700 K / 3000 K / 4000 K / 5000 K / 5700 K / 6500 K / RGB / RGBW
Beam Angle (50% I _{max})	8° / 15° / 30° / 40° / 60° / 80° / 30 x 60°
Input Voltage	DC24 V
Protection Class IEC	III
Control	DMX / RDM / DALI / Remote / On-Off
Power Factor	≥0.95
Housing	Die-cast aluminum ADC12
Cover	Toughened glass
Dimensions	W 145 x H 90 / W 166.5 x H 109
IP Rating	IP66 / IP67
IK Rating	IK08
Mounting	Adjustable bracket
Operating Temperature	-35 °C ~ 60 °C (-31 °F ~ 140 °F)
THD	<10%
Lifespan	>50,000 Hrs (Ta=35 °C @L70)
Certificate	BIS / CE / RoHS



JQL-FL036 W

Features

- Unobtrusive appearance design
- Strong die-cast aluminium housing
- Definitive and impact-resistant toughened glass
- Anti-glare optical design
- Varied options of comfortable and precise optical lens
- Performance oriented electronic design and dependable heat dissipation
- Smart step-less dimming technology adopted



SPECIFICATIONS

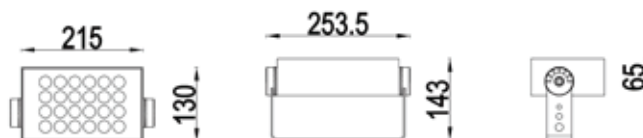
Power Consumption	36 W
Luminous Flux	2740 Lm @4000 K
Color Temperature	2700 K / 3000 K / 4000 K / 5000 K / 5700 K / 6500 K / RGB / RGBW
Beam Angle (50% I _{max})	8° / 15° / 30° / 40° / 60° / 80° / 30 x 60°
Input Voltage	DC24 V / AC100-240 V 50 / 60 Hz
Protection Class IEC	III / I
Control	DMX / RDM / DALI / Remote / On-Off
Power Factor	≥0.95
Housing	Die-cast aluminum ADC12
Cover	Toughened glass
Dimensions	W 181.5 x H 110 / W 201 x H 124.7
IP Rating	IP66 / IP67
IK Rating	IK08
Mounting	Surface mount with adjustable bracket
Operating Temperature	-35 °C ~ 60 °C (-31 °F ~ 140 °F)
THD	<10%
Lifespan	>50,000 Hrs (Ta=35 °C @L70)
Certificate	BIS / CE / RoHS



JQL-FL048 W

Features

- Unobtrusive appearance design
- Strong die-cast aluminium housing
- Definitive and impact-resistant toughened glass
- Anti-glare optical design
- Varied options of comfortable and precise optical lens
- Performance oriented electronic design and dependable heat dissipation
- Smart step-less dimming technology adopted



SPECIFICATIONS

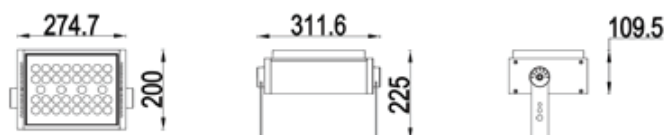
Power Consumption	48 W
Luminous Flux	3600 Lm @4000 K
Color Temperature	2700 K / 3000 K / 4000 K / 5000 K / 5700 K / 6500 K / RGB / RGBW
Beam Angle (50% I _{max})	8° / 15° / 30° / 40° / 60° / 80° / 30 x 60°
Input Voltage	AC220 V / DC24 V / DC36 V / AC100-240 V 50 / 60 Hz
Protection Class IEC	III / I
Control	DMX / RDM / DALI / Remote / On-Off
Power Factor	≥0.95
Housing	Die-cast aluminum ADC12
Cover	Toughened glass
Dimensions	W 215 x H 130 / W 253.5 x H 143
IP Rating	IP66 / IP67
IK Rating	IK08
Mounting	Adjustable bracket
Operating Temperature	-35 °C ~ 60 °C (-31 °F ~ 140 °F)
THD	<10%
Lifespan	>50,000 Hrs (Ta=35 °C @L70)
Certificate	BIS / CE / RoHS



JQL-FL072 W

Features

- Unobtrusive appearance design
- Strong aviation aluminium housing
- Structured design with thermoelectric separation integrated
- Definitive and impact-resistant toughened glass
- Anti-glare optical design
- Varied options of comfortable and precise optical lens
- Performance oriented electronic design and dependable heat dissipation
- Smart step-less dimming technology adopted
- High-precision vents for greater performance, increased durability, and higher reliability



SPECIFICATIONS

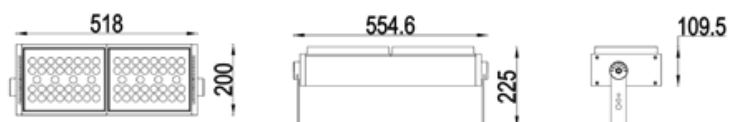
Power Consumption	72 W
Luminous Flux	5760 Lm @4000 K
Color Temperature	2700 K / 3000 K / 4000 K / 5000 K / 5700 K / 6500 K / RGB / RGBW
Beam Angle (50% I _{max})	8° / 15° / 30° / 40° / 60° / 80° / 30 x 60°
Input Voltage	AC100-240 V 50 / 60Hz
Protection Class IEC	I
Control	DMX / RDM / DALI / Remote / On-Off
Power Factor	≥0.95
Housing	Extruded aluminum 6063
Cover	Toughened glass
Dimensions	W 274.7 x H 200 / W 311.6 x H 225
IP Rating	IP66 / IP67
IK Rating	IK08
Mounting	Adjustable bracket
Operating Temperature	-35 °C ~ 60 °C (-31 °F ~ 140 °F)
THD	<10%
Lifespan	>50,000 Hrs (Ta=35 °C @L70)
Certificate	BIS / CE / RoHS



JQL-FL144 W

Features

- Unobtrusive appearance design
- Strong aviation aluminium housing
- Structured design with thermoelectric separation integrated
- Definitive and impact-resistant toughened glass
- Anti-glare optical design
- Varied options of comfortable and precise optical lens
- Performance oriented electronic design and dependable heat dissipation
- Smart step-less dimming technology adopted
- High-precision vents for greater performance, increased durability, and higher reliability



SPECIFICATIONS

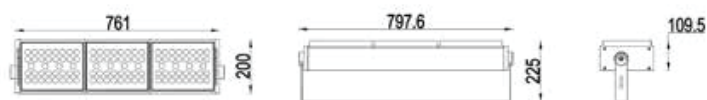
Power Consumption	144 W
Luminous Flux	11808 Lm @4000 K
Color Temperature	2700 K / 3000 K / 4000 K / 5000 K / 5700 K / 6500 K / RGB / RGBW
Beam Angle (50% I _{max})	8° / 15° / 30° / 40° / 60° / 80° / 30 x 60°
Input Voltage	AC100-240 V 50 / 60Hz
Protection Class IEC	I
Control	DMX / RDM / DALI / Remote / On-Off
Power Factor	≥0.95
Housing	Extruded aluminum 6063
Cover	Toughened glass
Dimensions	W 554.6 x H 225
IP Rating	IP66 / IP67
IK Rating	IK08
Mounting	Adjustable bracket
Operating Temperature	-35 °C ~ 60 °C (-31 °F ~ 140 °F)
THD	<10%
Lifespan	>50,000 Hrs (Ta=35 °C @L70)
Certificate	BIS / CE / RoHS



JQL-FL216 W

Features

- Unobtrusive appearance design
- Strong aviation aluminium housing
- Structured design with thermoelectric separation integrated
- Definitive and impact-resistant toughened glass
- Anti-glare optical design
- Varied options of comfortable and precise optical lens
- Performance oriented electronic design and dependable heat dissipation
- Smart step-less dimming technology adopted
- High-precision vents for greater performance, increased durability, and higher reliability



SPECIFICATIONS

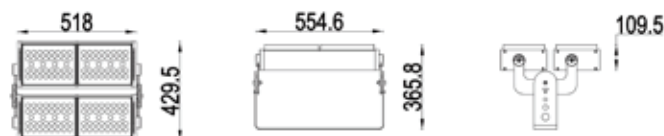
Power Consumption	216 W
Luminous Flux	17496 Lm @4000 K
Color Temperature	2700 K / 3000 K / 4000 K / 5000 K / 5700 K / 6500 K / RGB / RGBW
Beam Angle	(50% I _{max}) 8° / 15° / 30° / 40° / 60° / 80° / 30 x 60°
Input Voltage	AC100-240 V 50 / 60 Hz
Protection Class IEC	I
Control	DMX / RDM / DALI / Remote / On-Off
Power Factor	≥0.95
Housing	Extruded aluminum 6063
Cover	Toughened glass
Dimensions	W 761 x H 200 / W 797.6 x H 225
IP Rating	IP66 / IP67
IK Rating	IK08
Mounting	Adjustable bracket
Operating Temperature	-35 °C ~ 60 °C (-31 °F ~ 140 °F)
THD	<10%
Lifespan	>50,000 Hrs (Ta=35 °C @L70)
Certificate	BIS / CE / RoHS



JQL-FL288 W

Features

- Unobtrusive appearance design
- Strong aviation aluminium housing
- Structured design with thermoelectric separation integrated
- Definitive and impact-resistant toughened glass
- Anti-glare optical design
- Varied options of comfortable and precise optical lens
- Performance oriented electronic design and dependable heat dissipation
- Smart step-less dimming technology adopte
- High-precision vents for greater performance, increased durability, and higher reliability



SPECIFICATIONS


Power Consumption	288 W
Luminous Flux	23616 Lm @4000 K
Color Temperature	2700 K / 3000 K / 4000 K / 5000 K / 5700 K / 6500 K / RGB / RGBW
Beam Angle (50% I _{max})	8° / 15° / 30° / 40° / 60° / 80° / 30 x 60°
Input Voltage	AC100-240 V 50 / 60 Hz
Protection Class IEC	I
Control	DMX / RDM / DALI / Remote / On-Off
Power Factor	≥0.95
Housing	Extruded aluminum 6063
Cover	Toughened glass
Dimensions	W 518 x H 429.5 / W 554.6 x H 365.8
IP Rating	IP66 / IP67
IK Rating	IK08
Mounting	Adjustable bracket
Operating Temperature	-35 °C ~ 60 °C (-31 °F ~ 140 °F)
THD	<10%
Lifespan	>50,000 Hrs (Ta=35 °C @L70)
Certificate	BIS / CE / RoHS



JQL-FL432 W

Features

- Unobtrusive appearance design
- Strong aviation aluminium housing
- Structured design with thermoelectric separation integrated
- Definitive and impact-resistant toughened glass
- Anti-glare optical design
- Varied options of comfortable and precise optical lens
- Performance oriented electronic design and dependable heat dissipation
- Smart step-less dimming technology adopted
- High-precision vents for greater performance, increased durability, and higher reliability



SPECIFICATIONS

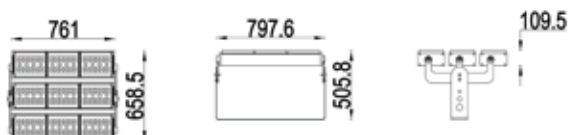
Power Consumption	432 W
Luminous Flux	35424 Lm @4000 K
Color Temperature	2700 K / 3000 K / 4000 K / 5000 K / 5700 K / 6500 K / RGB / RGBW
Beam Angle (50% I _{max})	8° / 15° / 30° / 40° / 60° / 80° / 30 x 60°
Input Voltage	AC100-240 V 50 / 60Hz
Protection Class IEC	I
Control	DMX / RDM / DALI / Remote / On-Off
Power Factor	≥0.95
Housing	Extruded aluminum 6063
Cover	Toughened glass
Dimensions	W 761 x H 429.5 / W 797.6 x H 365.8
IP Rating	IP66 / IP67
IK Rating	IK08
Mounting	Adjustable bracket
Operating Temperature	-35 °C ~ 60 °C (-31 °F ~ 140 °F)
THD	<10%
Lifespan	>50,000 Hrs (Ta=35 °C @L70)
Certificate	BIS / CE / RoHS



JQL-FL648 W

Features

- Unobtrusive appearance design
- Strong aviation aluminium housing
- Structured design with thermoelectric separation integrated
- Definitive and impact-resistant toughened glass
- Anti-glare optical design
- Varied options of comfortable and precise optical lens
- Performance oriented electronic design and dependable heat dissipation
- Smart step-less dimming technology adopted
- High-precision vents for greater performance, increased durability, and higher reliability




SPECIFICATIONS

Power Consumption	648 W
Luminous Flux	53784 Lm @4000 K
Color Temperature	2700 K / 3000 K / 4000 K / 5000 K / 5700 K / 6500 K / RGB / RGBW
Beam Angle (50% I _{max})	8° / 15° / 30° / 40° / 60° / 80° / 30 x 60°
Input Voltage	AC100-240 V 50 / 60 Hz
Protection Class IEC	I
Control	DMX / RDM / DALI / Remote / On-Off
Power Factor	≥0.95
Housing	Extruded aluminum 6063
Cover	Toughened glass
Dimensions	W 761 x H 658.5 / W 797.6 x H 505.8
IP Rating	IP66 / IP67
IK Rating	IK08
Mounting	Adjustable bracket
Operating Temperature	-35 °C ~ 60 °C (-31 °F ~ 140 °F)
THD	<10%
Lifespan	>50,000 Hrs (Ta=35 °C @L70)
Certificate	BIS / CE / RoHS



Linear Lights

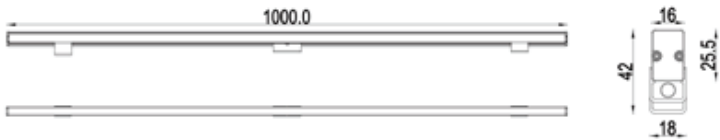
Linear Lights are especially designed direct view luminaires which come with anti glare technology. These luminaires allow us to introduce a substantial wow factor within projects when effectively utilized through the application of Media Façade. They can help us create various dynamic effects, allowing us to bring a structure to life and help achieve the designer's or Architect's vision for the project. They come in Mono Color, Tunable white, RGB & RGBW solutions.



JQL-LRLF012 W

Features

- Unobtrusive appearance design
- Outside self-cleaning design ensures high reliability and performance
- Strong aviation aluminium housing
- PC diffuser for Weather and UV resistance
- Seamless splicing of light, with optical dark-free zone design
- Meets international standards DMX512 protocol



SPECIFICATIONS


Power Consumption	12 W
Luminous Flux	300 Lm @4000 K
Color Temperature	2700 K / 3000 K / 4000 K / 5000 K / 5700 K / 6500 K / RGB / RGBW
Beam Angle (50% I _{max})	130°
Input Voltage	DC24 V
Protection Class IEC	III
Control	DMX / RDM / DALI / Remote / On-Off
Pixel	8
Power Factor	≥0.95
Housing	Extruded aluminum 6063
Dimensions	W 1000 / W 18 x H 42
Diffuser	High strength optical PC
IP Rating	IP65 / IP66 / IP67 / IP68
IK Rating	IK06 / IK07
Mounting	Adjustable bracket
Operating Temperature	-35 °C ~ 60 °C (-31 °F ~ 140 °F)
THD	<10%
Lifespan	>50,000 Hrs (Ta=35 °C @L70)
Certificate	BIS / CE / RoHS



JQL-LRLR012 W

Features

- Unobtrusive appearance design
- Outside self-cleaning design ensures high reliability and performance
- Strong aviation aluminium housing
- PC diffuser for Weather and UV resistance
- Seamless splicing of light, with optical dark-free zone design
- Meets international standards DMX512 protocol



SPECIFICATIONS


Power Consumption	12 W
Luminous Flux	840 Lm @4000 K
Color Temperature	2700 K / 3000 K / 4000 K / 5000 K / 5700 K / 6500 K / RGB / RGBW
Beam Angle (50% I _{max})	150°
Input Voltage	DC24 V
Protection Class IEC	III
Control	DMX / RDM / DALI / Remote / On-Off
Pixel	8
Power Factor	≥0.95
Housing	Extruded aluminum 6063
Dimensions	W 1000 / W 25 x H 50.5 / W 28 x H 44.5
Diffuser	High strength optical PMMA
IP Rating	IP65 / IP66 / IP67 / IP68
IK Rating	IK06 / IK07
Mounting	Adjustable bracket
Operating Temperature	-35 °C ~ 60 °C (-31 °F ~ 140 °F)
THD	<10%
Lifespan	>50,000 Hrs (Ta=35 °C @L70)
Certificate	BIS / CE / RoHS



JQL-LRLC012 W

Features

- Unobtrusive appearance design
- Outside self-cleaning design ensures high reliability and performance
- Strong aviation aluminium housing
- PC diffuser for Weather and UV resistance
- Seamless splicing of light, with optical dark-free zone design
- Meets international standards DMX512 protocol



SPECIFICATIONS

Power Consumption	12 W
Luminous Flux	1020 Lm @4000 K
Color Temperature	2700 K / 3000 K / 4000 K / 5000 K / 5700 K / 6500 K / RGB / RGBW
Beam Angle (50% I _{max})	110°
Input Voltage	DC24 V
Protection Class IEC	III
Control	DMX / RDM / DALI / Remote / On-Off
Pixel	8
Power Factor	≥0.95
Housing	Extruded aluminum 6063
Dimensions	W 1000 / W 25 x H 39.3 / W 28 x H 33.3
Diffuser	High strength optical PMMA
IP Rating	IP65 / IP66 / IP67 / IP68
IK Rating	IK06 / IK07
Mounting	Adjustable bracket
Operating Temperature	-35 °C ~ 60 °C (-31 °F ~ 140 °F)
THD	<10%
Lifespan	>50,000 Hrs (Ta=35 °C @L70)
Certificate	BIS / CE / RoHS



JQL-LRLFX12 W


Features

- Unobtrusive appearance design
- Outside self-cleaning design ensures high reliability and performance
- Strong aviation aluminium housing
- PC diffuser for Weather and UV resistance
- Seamless splicing of light, with optical dark-free zone design
- Meets international standards DMX512 protocol



SPECIFICATIONS

Power Consumption	12 W
Luminous Flux	870 Lm @4000 K
Color Temperature	2700 K / 3000 K / 4000 K / 5000 K / 5700 K / 6500 K / RGB / RGBW
Beam Angle (50% I _{max})	150°
Input Voltage	DC24 V
Protection Class IEC	III
Control	DMX / RDM / DALI / Remote / On-Off
Pixel	8
Power Factor	≥0.95
Housing	Extruded aluminum 6063
Dimensions	W 1000 / W 28.5 x H 42.05
Diffuser	High strength optical PC
IP Rating	IP65 / IP66 / IP67 / IP68
IK Rating	IK06 / IK07
Mounting	Adjustable bracket
Operating Temperature	-35 °C ~ 60 °C (-31 °F ~ 140 °F)
THD	<10%
Lifespan	>50,000 Hrs (Ta=35 °C @L70)
Certificate	BIS / CE / RoHS



Dot Lights

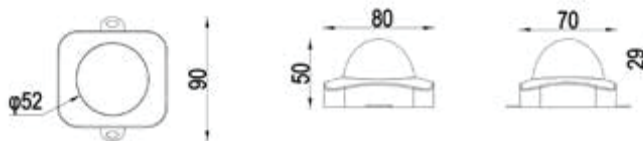
Introducing the most unique and advanced direct-view luminaries which are highly flexible and can fulfill various applications - Dynamic Lighting, Displaying messages and creating multiple advanced patterns and effects as desired to create a stunning LED light show. They are easy to use and install and maintenance free. They are fully compatible with advance control systems such as DMX512, RDM & DALI and are customised for the application.



JQL-DTL03 W

Features

- Unobtrusive appearance design
- Strong aviation aluminium housing
- Waterproof structure an integral element
- Optional milky or transparent diffuser
- PC diffuser for Weather and UV resistance
- Meets international standards DMX512 protocol



SPECIFICATIONS

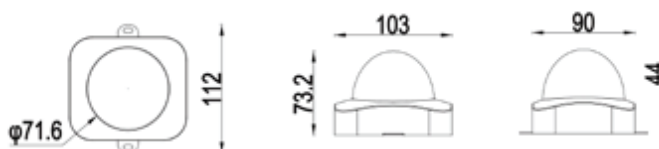
Power Consumption	3 W
Luminous Flux	200 Lm @4000 K
Color Temperature	2700 K / 3000 K / 4000 K / 5000 K / 5700 K / 6500 K / RGB / RGBW
Beam Angle (50% I _{max})	110° / 160°
Input Voltage	DC24 V
Protection Class IEC	III
Control	DMX / RDM / DALI / Remote / On-Off
Power Factor	≥0.95
Housing	Die-cast aluminum ADC12
Dimensions	ø52 x H 90 / W 80 x H 50 / W 70 x H 50
Diffuser	High strength optical PC
IP Rating	IP65 / IP66 / IP67 / IP68
IK Rating	IK06 / IK07
Mounting	Side bracket
Operating Temperature	-35 °C ~ 60 °C (-31 °F ~ 140 °F)
THD	<10%
Lifespan	>50,000 Hrs (Ta=35 °C @L70)
Certificate	BIS / CE / RoHS



JQL-DTL05 W

Features


- Unobtrusive appearance design
- Strong aviation aluminium housing
- Waterproof structure an integral element
- Optional milky or transparent diffuser
- PC diffuser for Weather and UV resistance
- Meets international standards DMX512 protocol



SPECIFICATIONS

Power Consumption	5 W
Luminous Flux	350 Lm @4000 K
Color Temperature	2700 K / 3000 K / 4000 K / 5000 K / 5700 K / 6500 K / RGB / RGBW
Beam Angle (50% I _{max})	110° / 160°
Input Voltage	DC24 V
Protection Class IEC	III
Control	DMX / RDM / DALI / Remote / On-Off
Power Factor	≥0.95
Housing	Die-cast aluminum ADC12
Dimensions	ø71.6 x H 112 / W 103 x H 73.2 / W 90 x H 73.2
Diffuser	High strength optical PC
IP Rating	IP65 / IP66 / IP67 / IP68
IK Rating	IK06 / IK07
Mounting	Side bracket
Operating Temperature	-35 °C ~ 60 °C (-31 °F ~ 140 °F)
THD	<10%
Lifespan	>50,000 Hrs (Ta=35 °C @L70)
Certificate	BIS / CE / RoHS





Linear Flex

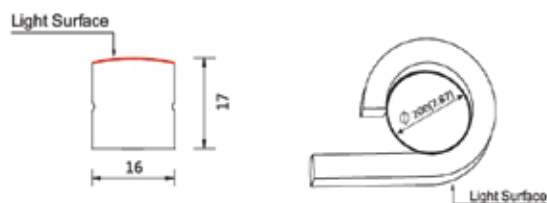
Jaquar Linear Flex is a state-of-the-art luminaires solution that provides maximum flexibility. It is especially designed to overcome the challenges for the uneven surfaces of the building and is used for various lighting concepts such as Contouring and Media Façade. It provides a uniform dot-free and anti glare direct view effect. The Linear flex solution is available in multiple CCT options like mono, tunable white, RGB and RGBW and can be controlled via DMX, DALI, Triac dimming or standard switching.



JQL-LFLXS008 W

Features

- High quality circuit design for stable and reliable performance
- Excellent flexibility for side bending and easy shape
- With cut mark on the back to satisfy different requirements
- IP67 perfect for indoor and outdoor use
- Excellent weather resistance and corrosion resistance
- Dimmable



SPECIFICATIONS

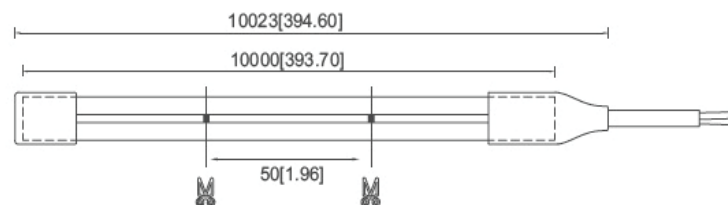
Power Consumption	8 W
Luminous Flux	500 Lm / M at 4000 K
Color Temperature	3000 K / 4000 K / 6500 K / RGB / RGBW
Beam Angle	114°
Input Voltage	AC100-240 V / DC24 V
Control	DMX / RDM / DALI / Remote / On-Off
Dimensions	W 16 x H 17 x L (Length can be customised)
Power Factor	≥0.95
Housing	Silicon
IP Rating	IP68
IK Rating	IK07
Mounting	Brackets / fixed profile / adjustable profile
Operating Temperature	-30 °C ~ +45 °C
THD	<10%
Lifespan	>50,000 Hrs (Ta=30 °C @L70)
Certificate	BIS / CE / RoHS



JQL-LFLXE012 W

Features

- Color options: single color
- Design: superior design with exquisite craftsmanship ensure stable and reliable performance
- Flexibility: top bending, min. bend diameter 60 mm
- IP grade: silicone extrusion, injection molded cap, IP68 protection. Glue process end caps, IP67 protection
- Customisation: multiple spec options, can be customised upon requirements



SPECIFICATIONS


Power Consumption	12 W
Luminous Flux	500 Lm / M at 4000 K
Color Temperature	3000 K / 4000 K / 6500 K
Beam Angle	110°
Input Voltage	DC24 V
Control	On-Off
Power Factor	≥0.95
Housing	Stainless steel body
Cover	Tempered glass
Dimensions	W 12 x H 12
Net Weight	0.6Kg
IP Rating	IP68
IK Rating	IK06
Mounting	Brackets / fixed profile / adjustable profile
Operating Temperature	-30 °C ~ +45 °C
THD	<10%
Lifespan	>50,000 Hrs (Ta=30 °C @L70)
Certificate	BIS / CE / RoHS



JQL-LFLEXS013 W

Features

- Color options: single color, tunable white and RGB
- Design: superior design with exquisite craftsmanship ensure stable and reliable performance
- Flexibility: top bending, min. bend diameter 60 mm
- IP grade: silicone extrusion, injection molded cap, IP68 protection. Glue process end caps, IP67 protection
- Customisation: multiple spec options, can be customised upon requirements



SPECIFICATIONS

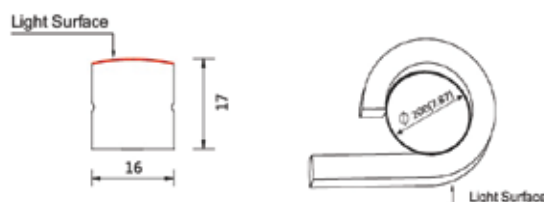
Power Consumption	13 W
Luminous Flux	500 Lm / M at 4000 K
Color Temperature	3000 K / 4000 K / 6500 K / RGB / RGBW
Beam Angle	113°
Input Voltage	DC24 V
Control	DMX / RDM / DALI / Remote / On-Off
Power Factor	≥0.95
Housing	Silicon
Dimensions	W 12 x H 12
IP Rating	IP68
IK Rating	IK07
Mounting	Brackets / fixed profile / adjustable profile
Operating Temperature	-30 °C ~ +45 °C
THD	<10%
Lifespan	>50,000 Hrs (Ta=30 °C @L70)
Certificate	BIS / CE / RoHS



JQL-LFLXHP018 W

Features

- High quality circuit design for stable and reliable performance
- Excellent flexibility for side bending and easy shape
- With cut mark on the back to satisfy different requirements
- IP67 perfect for indoor and outdoor use
- Excellent weather resistance and corrosion resistance
- Dimmable



SPECIFICATIONS

Power Consumption	18 W
Luminous Flux	1100 Lm / M at 4000 K
Color Temperature	3000 K / 4000 K / 6500 K / RGB / RGBW
Beam Angle	114°
Input Voltage	AC100-240 V / DC24 V
Control	DMX / RDM / DALI / Remote / On-Off
Dimensions	W 16 x H 17 x L (Length can be customised)
Power Factor	≥0.95
Housing	Silicon
IP Rating	IP68
IK Rating	IK07
Mounting	Brackets / fixed profile / adjustable profile
Operating Temperature	-30 °C ~ +45 °C
THD	<10%
Lifespan	>50,000 Hrs (Ta=30 °C @L70)
Certificate	BIS / CE / RoHS



Spot Projectors

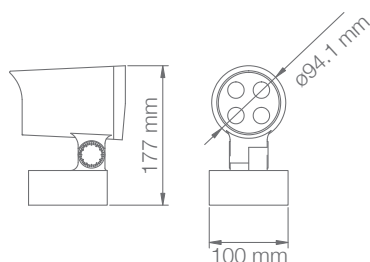
Jaquar spot projectors provide best in class optics from ultra narrow beam to wide beam. They can be surface mounted or spike mounted to meet various applications. The heavy-duty die-cast aluminium housing ensures high corrosion resistance. They are also fully compatible with advance protocols such as DMX512, RDM & DALI.



JQL-SPLA012 W

Features

- Structure: tough aluminium design, simple, elegant, optical UV resistance cover and lens, The color of the product housing can be customised according to requirements
- It's easy to install by fixing lamp base, 180° rotatable base and up and down 90° for all directions projection. It can be used in many kinds of outdoor engineering applications



SPECIFICATIONS

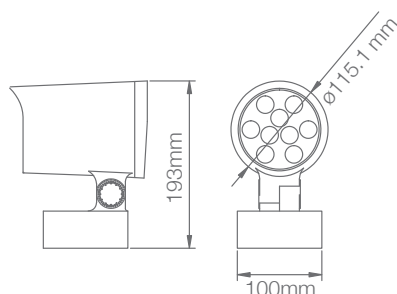
Power Consumption	12 W
Luminous Flux	60 Lm / W at 3000 K
Color Temperature	2200 K / 3000 K / 4000 K / 5700 K / RGB / RGBW
Beam Angle	6° / 10° / 15° / 25° / 30° / 45° / 60° / 90°
Input Voltage	DC24 V / AC100-277 V
Control	DMX / RDM / DALI / Remote / On-Off
Power Factor	≥0.95
Housing	Aluminium body
Cover	PMMA Lens
Dimensions	Ø94 x 100 x 177
IP Rating	IP65
IK Rating	IK07
Mounting	Surface Mount / Spike
Operating Temperature	-30 °C ~ +45 °C
THD	<10%
Lifespan	>50,000 Hrs (Ta=30 °C @L70)
Certificate	BIS / CE / RoHS



JQL-SPLA027 W

Features

- Structure: tough aluminium design, simple, elegant, optical UV resistance cover and lens, The color of the product housing can be customised according to requirements
- It's easy to install by fixing lamp base, 180° rotatable base and up and down 90° for all directions projection. It can be used in many kinds of outdoor engineering applications



SPECIFICATIONS

Power Consumption	27 W
Luminous Flux	60 Lm / W at 3000 K
Color Temperature	2200 K / 3000 K / 4000 K / 5700 K / RGB / RGBW
Beam Angle	6° / 10° / 15° / 25° / 30° / 45° / 60° / 90°
Input Voltage	DC24 V / AC100-277 V
Control	DMX / RDM / DALI / Remote / On-Off
Power Factor	≥0.95
Housing	Aluminium body
Cover	PMMA Lens
Dimensions	Ø115 x 100 x 193
IP Rating	IP65
IK Rating	IK07
Mounting	Surface Mount / Spike
Operating Temperature	-30 °C ~ +45 °C
THD	<10%
Lifespan	>50,000 Hrs (Ta=30 °C @L70)
Certificate	BIS / CE / RoHS





Window Lights

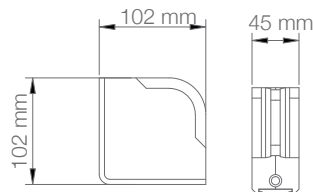
Jaquar introduces a specialized selection of window lights to meet various applications. They come with advance anti glare technology which guarantees 0% light leakage inside the window and allows us to achieve the perfect desired effect. They are available with 180° and 360° beam options in a variety of color temperatures and are also fully compatible with advance protocols such as DMX512, RDM & DALI for control.



JQL-WNDLH006 W

Features

- Structure: sturdy construction, the die-casting lamp body is designed to be tough, simple. The color of the product housing can be customised according to requirements
- Original CREE chip, high brightness
- Structural water-proof, well protect the inside electrical parts, easy maintenance
- Outdoor rubber cable, available with waterproof connector, easy for installation



SPECIFICATIONS

Power Consumption	6 W
Luminous Flux	28 Lm / W at 3000 K
Color Temperature	2700 K / 3000 K / 4000 K / R / G / B
Beam Angle	3 x 180°
Input Voltage	DC24 V / 100-277 V
Control	DMX / RDM / DALI / Remote / On-Off
Power Factor	≥0.95
Housing	Aluminium body
Cover	PMMA lens
Dimensions	102 x 45 x 102
IP Rating	IP66
IK Rating	IK10
Mounting	Surface mount
Operating Temperature	-30 °C ~ +45 °C
THD	<10%
Lifespan	>50,000 Hrs (Ta=30 °C @L70)
Certificate	BIS / CE / RoHS



JQL-WNDLF006 W

Features

- Structure: sturdy construction, the die-casting lamp body is designed to be tough, simple. The color of the product housing can be customised according to requirements
- Original CREE chip, high brightness
- Structural water-proof, well protect the inside electrical parts, easy maintenance
- Outdoor rubber cable, available with waterproof connector, easy for installation

SPECIFICATIONS

Power Consumption	6 W
Luminous Flux	-
Color Temperature	3000 K / 4000 K / 5700 K / RGB / RGBW
Beam Angle	3x360°
Input Voltage	DC24 V / AC100-277 V
Control	DMX / RDM / DALI / Remote / On-Off
Power Factor	≥0.95
Housing	Die Cat aluminium body
Cover	PC Reflector
Dimensions	L 133 x W 52 x H 85
IP Rating	IP66
IK Rating	IK10
Mounting	Surface mount
Operating Temperature	-30 °C ~ +45 °C
THD	<10%
Lifespan	>50,000 Hrs (Ta=30 °C @L70)
Certificate	BIS / CE / RoHS



JQL-WNDLF012 W

Features

- Structure: sturdy construction, the die-casting lamp body is designed to be tough, simple. The color of the product housing can be customised according to requirements
- Original CREE chip, high brightness
- Structural water-proof, well protect the inside electrical parts, easy maintenance
- Outdoor rubber cable, available with waterproof connector, easy for installation

SPECIFICATIONS


Power Consumption	12 W
Luminous Flux	-
Color Temperature	3000 K / 4000 K / 5700 K / RGB / RGBW
Beam Angle	5x180°
Input Voltage	DC24 V / AC100-277 V
Control	DMX / RDM / DALI / Remote / On-Off
Power Factor	≥0.95
Housing	Die Cat aluminium body
Cover	PC Reflector
Dimensions	L 121 x W 40 x H 76
IP Rating	IP66
IK Rating	IK10
Mounting	Surface mount
Operating Temperature	-30 °C ~ +45 °C
THD	<10%
Lifespan	>50,000 Hrs (Ta=30 °C @L70)
Certificate	BIS / CE / RoHS



JQL-WNDLF016 W

Features

- Structure: sturdy construction, the die-casting lamp body is designed to be tough, simple. The color of the product housing can be customised according to requirements
- Original CREE chip, high brightness
- Structural water-proof, well protect the inside electrical parts, easy maintenance
- Outdoor rubber cable, available with waterproof connector, easy for installation



SPECIFICATIONS

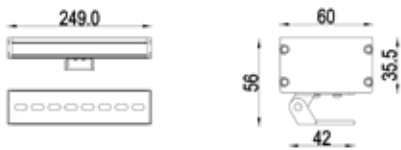
Power Consumption	16 W
Luminous Flux	342 Lm (at full on mode)
Color Temperature	3000 K / 4000 K / 5700 K / R / G / B
Beam Angle	3 x 180°
Input Voltage	DC24 V / 100-277 V
Control	DMX / RDM / DALI / Remote / On-Off
Power Factor	≥0.95
Housing	Die Cat aluminium body
Cover	PC Reflector
Dimensions	152 x 65 x 95
IP Rating	IP66
IK Rating	IK10
Mounting	Surface mount
Operating Temperature	-30 °C ~ +45 °C
THD	<10%
Lifespan	>50,000 Hrs (Ta=30 °C @L70)
Certificate	BIS / CE / RoHS



JQL-WNDL020 W

Features

- Unobtrusive appearance design
- Strong aviation aluminium housing
- Structured design with thermoelectric separation integrated
- Definitive and impact-resistant toughened glass
- Nano-scale optical materials adopted for accurate lighting
- Varied options of efficient and precise optical lens
- Meets international standards DMX512 protocol
- High-precision vents for greater performance, increased durability, and higher reliability



SPECIFICATIONS

Power Consumption	20 W
Luminous Flux	800 Lm @4000 K
Color Temperature	2700 K / 3000 K / 4000 K / 5000 K / 5700 K / 6500 K / RGB / RGBW
Beam Angle (50% I _{max})	10 x 120°
Input Voltage	DC24 V
Protection Class IEC	III
Control	DMX / RDM / DALI / Remote / On-Off
Power Factor	≥0.95
Housing	Extruded aluminum 6063
Cover	Toughened glass
Dimensions	W 249.0 / W 60 x H 56 / W 42 x H 35.5
IP Rating	IP66
IK Rating	IK06
Mounting	Surface mount
Operating Temperature	-35 °C ~ 60 °C (-31 °F ~ 140 °F)
THD	<10%
Lifespan	>50,000 Hrs (Ta=35 °C @L70)
Certificate	BIS / CE / RoHS





Linear Inground Lights

Building on the legacy of wall washers, Jaquar has launched the linear inground series of luminaires. They can be ground recessed to completely conceal the luminaires and create a beautiful lighting illusion. A sealed and pressure tested glass cover protects the luminaires from both walkover impact and water damage. Offering highly customizable optics and color temperatures, Jaquar aims to provide best in class solutions. They are compatible with various digital lighting control protocols for flexibility in projects.



JQL-LIGL024 W

Features

- Recessed luminaire is suitable for a wide range of wall washing, accent, surface grazing applications in architectural, hospitality and retail environments
- Multiple customisation options to illuminate interior walls, exterior facades and unique architectural details. Drive-over 4000 Kg at max 40 Km/h
Designed to last in extremely harsh environments
- Intelligent dynamic, Tunable, White grazing; DMX and DALI controllable, easy to install with the integrated universal power supply and connect via combined power and data connectors

SPECIFICATIONS

Power Consumption	24 W
Luminous Flux	30 Lm / W at RGBW full output, 75 Lm / W at 3000 K
Color Temperature	2700 K / 3000 K / 4000 K / RGB / RGBW
Beam Angle	6° / 10° / 15° / 25° / 30° / 45° / 60° / 90° / 10 x 45° / 10 x 60°
Input Voltage	DC24 V
Control	DMX / RDM / DALI / Remote / On-Off
Power Factor	≥0.95
Dimensions	1003 x 50 x 92
Housing	Aluminium body
Cover	PMMA Lens
IP Rating	IP67
IK Rating	IK10
Mounting	Recessed inground
Operating Temperature	-30 °C ~ +45 °C
THD	<10%
Lifespan	>50,000 Hrs (Ta=30 °C @L70)
Certificate	BIS / CE / RoHS



JQL-LIGL036 W / JQL-LIGL048 W

Features

- Recessed luminaire is suitable for a wide range of wall washing, accent, surface grazing applications in architectural, hospitality and retail environments
- Multiple customisation options to illuminate interior walls, exterior facades and unique architectural details. Drive-over 4000 Kg at max 40 Km/h
Designed to last in extremely harsh environments
- Intelligent dynamic, Tunable, White grazing; DMX and DALI controllable, easy to install with the integrated universal power supply and connect via combined power and data connectors

SPECIFICATIONS

Power Consumption	36 W / 48 W
Luminous Flux	30 Lm / W at RGBW full output, 75 Lm / W at 3000 K
Color Temperature	2700 K / 3000 K / 4000 K / RGB / RGBW
Beam Angle	6° / 10° / 15° / 25° / 30° / 45° / 60° / 90° / 10 x 45° / 10 x 60°
Input Voltage	DC24 V
Control	DMX / RDM / DALI / Remote / On-Off
Power Factor	≥0.95
Dimensions	1000 x 90 x 48
Housing	Aluminium body
Cover	PMMA Lens
IP Rating	IP67
IK Rating	IK10
Mounting	Recessed inground
Operating Temperature	-30 °C ~ +45 °C
THD	<10%
Lifespan	>50,000 Hrs (Ta=30 °C @L70)
Certificate	BIS / CE / RoHS





Ground Burials

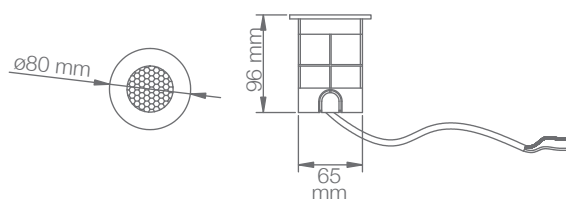
Jaquar ground burials are designed to enhance architectures, they can be used in varied applications like column uplighter, tree uplighter, etc. Their glare-free design and construction ensure maximum visual comfort. A sealed and pressure tested glass cover protects the luminaires from both walkover impact and water damage. Optics provide best in class distribution from ultra narrow beam to wide beam options. They are compatible with various digital lighting control protocols for flexibility in projects.



JQL-GBLB006 W

Features

- Recessed luminaire is suitable for a wide range of wall washing, accent, surface grazing applications in architectural, hospitality and retail environments
- Multiple customisation options to illuminate interior walls, exterior facades and unique architectural details. Drive-over 4000 Kg at max 40 Km/h
Designed to last in extremely harsh environments
- Intelligent dynamic, Tunable, White grazing; DMX and DALI controllable, easy to install with the integrated universal power supply and connect via combined power and data connectors



SPECIFICATIONS

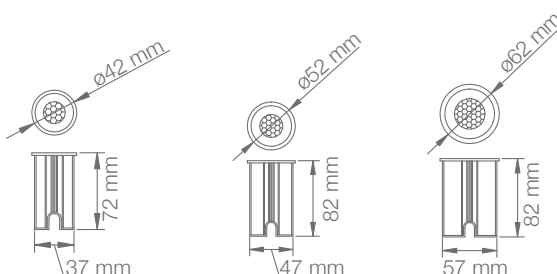
Power Consumption	6 W
Luminous Flux	80 Lm / W at 3000 K
Color Temperature	2700K / 3000K / 4000K / RGB / RGB
Beam Angle	15° / 24° / 36°
Input Voltage	AC / DC12 V / 24 V
Control	DMX / RDM / DALI / Remote / On-Off
Power Factor	≥0.95
Dimensions	ø80 x H 95
Housing	Stainless steel
Cover	Tempered glass
IP Rating	IP67
IK Rating	IK09
Mounting	Recessed inground
Operating Temperature	-30 °C ~ +45 °C
THD	<10%
Lifespan	>50,000 Hrs (Ta=30 °C @L70)
Certificate	BIS / CE / RoHS



**JQL-GBLA001 W /
JQL-GBLA002 W / JQL-GBLA003 W**

Features

- Recessed luminaire is suitable for a wide range of wall washing, accent, surface grazing applications in architectural, hospitality and retail environments
- Multiple customisation options to illuminate interior walls, exterior facades and unique architectural details. Drive-over 4000 Kg at max 40 Km/h
Designed to last in extremely harsh environments
- Intelligent dynamic, Tunable, White grazing; DMX and DALI controllable, easy to install with the integrated universal power supply and connect via combined power and data connectors



SPECIFICATIONS

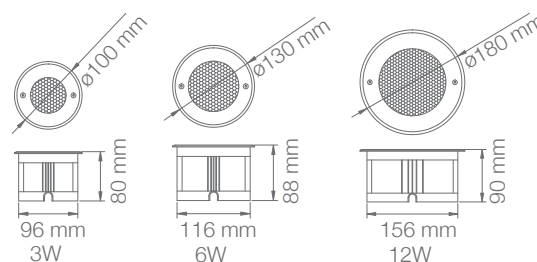
Power Consumption	1 W / 2 W / 3 W
Luminous Flux	60 Lm / W at 3000 K
Color Temperature	2700 K / 3000 K / 4000 K / RGB
Beam Angle	8° / 15° / 30° / 36° / 45° / 60° / 90°
Input Voltage	AC / DC12 V / 24 V
Control	DMX / RDM / DALI / Remote / On-Off
Power Factor	≥0.95
Dimensions	ø42 x H 72 / ø52 x H 82 / ø62 x H 82
Housing	Stainless steel
Cover	Tempered glass
IP Rating	IP67
IK Rating	IK09
Mounting	Recessed inground
Operating Temperature	-30 °C ~ +45 °C
THD	<10%
Lifespan	>50,000 Hrs (Ta=30 °C @L70)
Certificate	BIS / CE / RoHS



JQL-GBLC003 W / JQL-GBLC006 W / JQL-GBLC009 W / JQL-GBLC012 W

Features

- Recessed luminaire is suitable for a wide range of wall washing, accent, surface grazing applications in architectural, hospitality and retail environments
- Multiple customisation options to illuminate interior walls, exterior facades and unique architectural details. Drive-over 4000 Kg at max 40 Km/h. Designed to last in extremely harsh environments
- Intelligent dynamic, Tunable, White grazing; DMX and DALI controllable, easy to install with the integrated universal power supply and connect via combined power and data connectors



SPECIFICATIONS

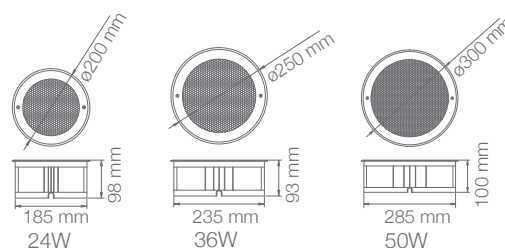
Power Consumption	3 W / 6 W / 9 W / 12 W
Luminous Flux	90 Lm / W at 3000 K
Color Temperature	2700K / 3000K / 4000K / RGB / RGBW
Beam Angle	8° / 15° / 30° / 36° / 45° / 60° / 90°
Input Voltage	DC24 V / 100-277 V
Control	DMX / RDM / DALI / Remote / On-Off
Power Factor	≥0.95
Dimensions	ø100 x H 80 / ø130 x H 85 / ø180 x H 90 / ø180 x H 90
Housing	Aluminium body + Stainless steel trim
Cover	Tempered glass
IP Rating	IP67
IK Rating	IK09
Mounting	Recessed inground
Operating Temperature	-25 °C ~ +50 °C
THD	<10%
Lifespan	>50,000 Hrs (Ta=30 °C @L70)
Certificate	BIS / CE / RoHS



JQL-GBLC018 W / JQL-GBLC024 W / JQL-GBLC036 W / JQL-GBLC050 W

Features

- Recessed luminaire is suitable for a wide range of wall washing, accent, surface grazing applications in architectural, hospitality and retail environments
- Multiple customisation options to illuminate interior walls, exterior facades and unique architectural details. Drive-over 4000 Kg at max 40 Km/h. Designed to last in extremely harsh environments
- Intelligent dynamic, Tunable, White grazing; DMX and DALI controllable, easy to install with the integrated universal power supply and connect via combined power and data connectors
- High power recessed inground LED light, fashion and beautiful appearance
- The light body used die-casting aluminium, stainless steel trim, high strength toughened glass to resist the impact and friction, glare-free design brings you visual comfort



SPECIFICATIONS

Power Consumption	18 W / 24 W / 36 W / 50 W
Luminous Flux	90 Lm / W at 3000 K
Color Temperature	2700K / 3000K / 4000K / RGB / RGBW
Beam Angle	8° / 15° / 30° / 36° / 45° / 60° / 90°
Input Voltage	DC24 V / 100-277 V
Control	DMX / RDM / DALI / Remote / On-Off
Power Factor	≥0.95
Housing	Aluminium body + Stainless steel trim
Cover	Tempered glass
Dimensions	ø200 x H 90 / ø200 x H 95 / ø250 x H 95 / ø300 x H 90
IP Rating	IP67
IK Rating	IK09
Mounting	Recessed inground
Operating Temperature	-25 °C ~ +50 °C
THD	<10%
Lifespan	>50,000 Hrs (Ta=30 °C @L70)
Certificate	BIS / CE / RoHS



Flexi Wallwasher

Jaquar conceived the idea of flexible wallwasher solutions to provide maximum flexibility and assist designers and Architects in overcoming challenges posed by standard luminaires in various projects. It is the perfect solution for uneven surfaces whilst ensuring high performance. Offering highly customizable optics and color temperatures, Jaquar aims to provide a very unique and distinctive solution for this application. These are fully compatible with advanced protocols such as DMX512, RDM & DALI.





JQL-FWWL060 W

Features

- The chain module pixel lights suit for all kinds of special-shaped lighting requirements
- Unique linked chain design, it can change the shape based on various needs
- Power supply is built in each module, can connect each other at any length
- CREE XPE light source, different beam angles available
- IP67, ideal for indoor and outdoor installation, widely used in landscape architecture like trees, rockery, garden, yards, hotel pillars and similar lighting projects

SPECIFICATIONS	
Power Consumption	3 W per module
Luminous Flux	70 Lm / W at 3000 K
Color Temperature	2200K / 3000K / 4000K / 5700K / RGB / RGBW
Beam Angle	10° / 30° / 45° / 60° / 15° x 45° / 10° x 60°
Input Voltage	DC24 V
Control	DMX / RDM / DALI / Remote / On-Off
Power Factor	≥0.95
Dimensions	Ø45 x 48 per module
Housing	Aluminium body with PMMA lens and tempered glass
IP Rating	IP66
IK Rating	IK07
Mounting	Surface mount
Operating Temperature	-30 °C ~ +45 °C
THD	<10%
Lifespan	>50,000 Hrs (Ta=30 °C @L70)





Guardrail Lights

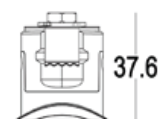
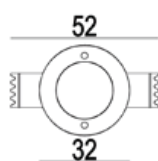
Jaquar guardrail lights and handrail lights are a unique product solution designed to be an integrated part of the rails. They come with multiple beam symmetric and asymmetric beam options and are designed with humanized anti glare optics. They adopt the highest electrical safety parameters and work on low voltage DC with centralised power feeding.



JQL-HDRL002 W


Features

- Unobtrusive appearance design
- Strong aviation aluminium housing
- Adopt the anti-theft design fixed by rotation
- Self-contained stainless steel elastic bracket
- Seamless splicing of light, with optical dark-free zone design
- Meets international standards DMX512 protocol



SPECIFICATIONS

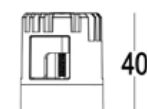
Power Consumption	2 W
Luminous Flux	150 Lm @4000 K
Color Temperature	2700 K / 3000 K / 4000 K / 5000 K / 5700 K / 6500 K
Beam Angle (50% I _{max})	50 x 80°
Input Voltage	DC24 V
Protection Class IEC	III
Control	DMX / RDM / DALI / Remote / On-Off
Power Factor	≥0.95
Dimensions	Ø32 / W 52 / W 30 / H 37.6
Housing	Die-cast aluminum ADC12
Cover	PC
IP Rating	IP66
IK Rating	IK08
Mounting	Recessed
Operating Temperature	-35 °C ~ 60 °C (-31 °F ~ 140 °F)
THD	<10%
Lifespan	>50,000 Hrs (Ta=35 °C @L70)
Certificate	BIS / CE / RoHS



JQL-HDRLX02 W

Features

- Unobtrusive appearance design
- Strong aviation aluminium housing
- Self-contained stainless steel elastic bracket
- Seamless splicing of light, with optical dark-free zone design
- Accurate and asymmetric optical design
- The surface is electroplated to prevent corrosion



SPECIFICATIONS


Power Consumption	2 W
Luminous Flux	130 Lm @4000 K
Color Temperature	2700 K / 3000 K / 4000 K / 5000 K / 5700 K / 6500 K
Beam Angle (50% I _{max})	55 x 70°
Input Voltage	DC24 V
Protection Class IEC	III
Control	DMX / RDM / DALI / Remote / On-Off
Power Factor	≥0.95
Dimensions	Ø37 / W 33 / H 40
Housing	Die-cast aluminum ADC12
Cover	PC
IP Rating	IP66
IK Rating	IK08
Mounting	Recessed
Operating Temperature	-35 °C ~ 60 °C (-31 °F ~ 140 °F)
THD	<10%
Lifespan	>50,000 Hrs (Ta=35 °C @L70)
Certificate	BIS / CE / RoHS



JQL-GDRL036 W

Features

- Unobtrusive appearance design
- Strong aviation aluminium housing
- Definitive and impact-resistant toughened glass
- Varied options of visually comfortable and precise optical lens
- Integrated extruded aluminium guardrail pipe
- High-precision vents for greater performance, increased durability, and higher reliability
- Centralised power feeding adopted and safe voltage
- Anti-glare optical design



SPECIFICATIONS

Power Consumption	36 W
Luminous Flux	3060 Lm @4000 K
Color Temperature	4000 K / 5000 K
Beam Angle (50% I _{max})	10 x 120°
Input Voltage	DC24 V / AC100-240 V 50 / 60 Hz
Protection Class IEC	III / I
Control	DMX / RDM / DALI / Remote / On-Off
Power Factor	≥0.95
Dimensions	W 2250 / W 1500 / Ø112 / Ø130 / Ø1106 / W 150 / H 315
Housing	Extruded aluminum 6063
Cover	Toughened glass
IP Rating	IP66
IK Rating	IK06
Mounting	Adjustable bracket
Operating Temperature	-35 °C ~ 60 °C (-31 °F ~ 140 °F)
THD	<10%
Lifespan	>50,000 Hrs (Ta=35 °C @L70)
Certificate	BIS / CE / RoHS



Trunking Lights

Jaquar trunking lights have a seamless body and invisible connector design for beautiful aesthetics and are designed to create an even and soothing lighting effect. Ensuring very high efficiency parameters of up to 150 Lm / W and anti glare technology allows for UGR<19 compliance. The housing has been specially designed to allow for very effective heat dissipation given the 24 hour usage application. Push buttons provided on the fixtures are another unique feature which allows for easy and convenient installation and maintenance.



JQL-TRL035 W

Features

- Robust design: tough body makes sure good heat dissipation, IP65, design, surface mounted and suspension mounted ,ensures fixtures to meet different lighting applications
- Best-inclass performance: 150 Lm / W at 4000K light output, UGR<19, glare-free
- Seamless connection: seamless body and invisible connector design creates even lighting effect
- Easy Maintenance: Push and Pull button on the fixture, easy and convenient installation and maintenance

SPECIFICATIONS

Power Consumption	35 W
Luminous Flux	150 Lm / W at 4000 K
Color Temperature	2700 K / 3000 K / 4000 K / 5000 K / 6500 K
Beam Angle	120°
Input Voltage	AC100-277 V
Protection Class	-
Control	DMX / RDM / DALI / Remote / On-Off
Power Factor	≥0.95
Dimensions	L 1200 × W 55 × H 86.4
Housing	Aluminium body with PMMA cover
Net Weight	0.6Kg
IP Rating	IP66
IK Rating	IK06
Mounting	Surface mount with adjustable bracket
Operating Temperature	-30 °C ~ +45 °C
THD	<10%
Lifespan	>50,000 Hrs (Ta=30 °C @L70)
Certificate	BIS / CE / RoHS





Under Water Lights

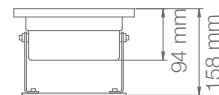
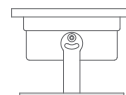
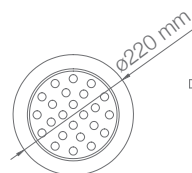
Jaquar underwater lights are designed with high a quality 304/316 Stainless Steel housing which allows for longer life in both fresh water as well as salt water. Their superior anti-corrosion and anti-rust properties make them ideal for the water landscape projects. Luminaires have been designed with a high precision waterproof silicon ring to protect their IP68 structure. They are compatible with various digital lighting control protocols for flexibility in projects.



JQL-UWLB006 W / JQL-UWLB009 W / JQL-UWLB012 W / JQL-UWLB018 W / JQL-UWLB024 W / JQL-UWLB036 W

Features

- High quality 304 stainless steel material housing
- Long lasting in fresh water and sea water
- Good anti-corrosion and anti-rust performance in the water landscape project
- Highly efficient CREE LED chips and OSRAM 4-in-1 LED chips for RGBW light
- 1.5 meters UL certified cable for easy installation. Length can be customised
- High precision water-proof silicon ring for the IP68 structure water-proof



SPECIFICATIONS

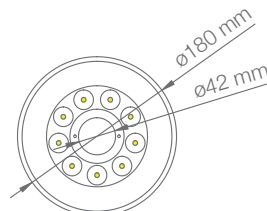
Power Consumption	6 W / 9 W / 12 W / 18 W / 24 W / 36 W
Luminous Flux	75 Lm at 3000 K
Color Temperature	2700 K / 3000 K / 4000 K / 5700 K / RGB / RGBW
Beam Angle	10° / 15° / 30° / 45° / 60° / 90°
Input Voltage	AC100-240 V / DC24 V
Protection Class	IK07
Control	DMX / RDM / DALI / Remote / On-Off
Power Factor	≥0.95
Housing	stainless steel body
Cover	Tempered glass
Dimensions	Ø115 x H 145 / Ø158 x H 150 / Ø193 x H 200 / Ø215 x H 215 / Ø238 x H 250
IP Rating	IP68
IK Rating	IK07
Mounting	Surface mount with adjustable bracket
Operating Temperature	-30 °C ~ +45 °C
THD	<10%
Lifespan	>50,000 Hrs (Ta= 30 °C @L70)
Certificate	BIS / CE / RoHS



JQL-UWLA006 W / JQL-UWLA009 W / JQL-UWLA012 W / JQL-UWLA015 W / JQL-UWLA018 W

Features

- High quality 304 stainless steel material housing
- Long lasting in fresh water and sea water
- Good anti-corrosion and anti-rust performance in the water landscape project
- Highly efficient CREE LED chips and OSRAM 4-in-1 LED chips for RGBW light
- 1.5 meters UL certified cable for easy installation. Length can be customised
- High precision water-proof silicon ring for the IP68 structure water-proof



SPECIFICATIONS

Power Consumption	6 W / 9 W / 12 W / 15 W / 18 W
Luminous Flux	75 Lm at 3000 K
Color Temperature	2700 K / 3000 K / 4000 K / 5700K / RGB / RGBW
Beam Angle	10° / 15° / 30° / 45° / 60° / 90°
Input Voltage	AC100-240 V / DC24 V
Protection Class	IK07
Control	DMX / RDM / DALI / Remote / On-Off
Power Factor	≥0.95
Housing	Stainless steel body
Cover	Tempered glass
Dimensions	Ø150 x H 76 / Ø170 x H 76 / Ø180 x H 76 / Ø210 x H 76 / Ø230 x H 76 / Ø250 x H 76
IP Rating	IP68
IK Rating	IK07
Mounting	Surface mount with adjustable bracket
Operating Temperature	-30 °C ~ +45 °C
THD	<10%
Lifespan	>50,000 Hrs (Ta=30 °C @L70)
Certificate	BIS / CE / RoHS





Chandeliers

There are a few bigger statements of luxury in an indoor space than a sparkling chandelier. Discover a grand centrepiece for your indoor space in Jaquar's range of chandeliers.

- Our chandeliers, a fusion of class and quality, are made with lead-free Spectra and Strass crystals of high-precision cut, clarity, colour, and shape, from some of the world's best crystal manufacturers.
- We use only brass in the frame of our chandeliers, which come with a 7-year warranty on the plating – ranging from 24K Gold and Rose Gold to Chrome, Antique Brass and Copper.
- With the fabrication and plating of chandeliers being done in-house, Jaquar is one of the leading brands of India with its own production facility for crystal chandeliers.
- Available in classic and contemporary styles, reflecting traditional grace or modern elegance, our chandeliers range from 3-head to 24-head designs, with suspended or ceiling-mounted options.
- In fact, apart from the extensive choice, Jaquar Lighting also offers a unique customisation option in Crystal chandeliers - you can redesign, mix and match, and even ask to increase or reduce the crystals used in the chandeliers you select.

But no matter which chandelier you choose from Jaquar Lighting, it'll definitely have the power to be the cynosure of all eyes in the room.

Content

CHANDELIERS WITH SHADES

Octans	088
Ara	089
Carina	090
Ursa	091

TIERED CANDLE CHANDELIERS

Pictor	94
Antlia	95
Apus	96
Pollux	97
Mensa	98
Vela	99
Grandiose	100
Meridian	101
Gondola	102
Celeste	103
Celosia	104
Trillium	105
Centaurus	106
Circinus	107
Cassia	108
Wisteria	109
Pegasus	110
Bergenia	111
Phoenix	112
Selene	113
Lantana	114

CONCEALED LIGHT CHANDELIERS

Sirius	118
Noblella	119
Grapewine	120
Honey comb	121
Lancia	122
Lancia	123
Galaxy	124
Cosmos	125
Supernova	126
Digest	127
Cairn	128
Nimbus	129
Starling	130
Starling	131

MODERN CHANDELIERS

Lepus	134
Nebula	135
Arcturus	136
Nova	137
Monsoon	138
Umbra	139
Norma	140
Canis	141

MINIMALISTIC CHANDELIERS

Tortile	144
---------	-----

WALL LAMPS

Arena Trident	148
Tulipz Exalta	149
Trident Gold Celestia Pear	150
Volans	151





Chandeliers with Shades

Perfect for making the light source in the room discrete, a chandelier with shades works even better when paired with drapery that matches the colour and texture of the shades in the chandelier.



Octans

Strass

Product code:
CHL-ABR-CHL00954007

Color:
Material:
No. of heads:
Cap type:
Wattage:
Dimension (mm):
Weight (Kg):
No. of boxes for one product:
Available in Strass and Spectra crystals

Spectra

Product code:
CHL-ABR-CUST00954007

Bronze
Zinc alloy and fabric shade
5+10+15
E14
30 x 4 W LED
Ø 1500 x H 1850
115
6



Ara

Strass

Product code:

CHL-ABR-CHL00954005

Color:

Bronze

Material:

Copper, bronze and fabric

No. of heads:

4+8+12

Cap type:

E14

Wattage:

24 x 4 W LED

Dimension (mm):

Ø 1260 x H 1850

Weight (Kg):

59

No. of boxes for one product:

6

Premium fabric shade



Carina

Strass

Product code:
CHL-SKG-CHL00954003

Color:
Material:
No. of heads:
Cap type:
Wattage:
Dimension (mm):
Weight (Kg):

No. of boxes for one product: 9

Available in Strass and Spectra crystals

Spectra

Product code:
CHL-SKG-S00954003

SK gold
Zinc alloy and fabric shade
6+12+18
E14
36 x 4 W LED
Ø 1530 x H 2300



Ursa

Product code:
CHL-GLD-14844X15C

Color:	Gold finish
Material:	Zinc alloy and fabric shade
No. of heads:	15
Cap type:	E14
Wattage:	15 x 4 W LED
Dimension (mm):	Ø 1000 x H 600
Weight (Kg):	20
No. of boxes for one product:	1



Tiered Candle Chandeliers

A tiered candle-chandelier like this one is the perfect way to accentuate a room's traditional elegance. Reminiscent of real candle chandeliers from many centuries ago, that were lowered, lit and then pulled up by rope, the unmasked light source allows the crystals underneath to sparkle with greater intensity.



Pictor

Strass

Product code:
CHL-SKG-CHL00954009

Color:
Material:
No. of heads:
Cap type:
Wattage:
Dimension (mm):
Weight (Kg):
No. of boxes for one product:
Available in Strass and Spectra crystals

Spectra

Product code:
CHL-SKG-SCHL00954009

SK gold
Zinc alloy with jade
5+10+15
E14
30 x 4 W LED
Ø 1450 x H 2100
110



Antlia

Strass

Product code:
CHL-SLV-CHL00954008

Color:
Material:
No. of heads:
Cap type:
Wattage:
Dimension (mm):
Weight (Kg):
No. of boxes for one product:
Available in Strass and Spectra crystals

Spectra

Product code:
CHL-SLV-SCHL00954008

Silver
Copper and glass
8+16
E14
24 x 4 W LED
Ø 1230 x H 1100
115
3



Apus

Strass

Product code:
CHL-ABR-CHL00954004

Color:
Material:
No. of heads:
Cap type:
Wattage:
Dimension (mm):
Weight (Kg):
No. of boxes for one product:

Spectra

Product code:
CHL-GLD-S00954004

Bronze
Copper with natural jade
6+10+15+20
E14
51 x 4 W LED
Ø 1900 x H 2800
340
16
Available in Strass and Spectra crystals



Pollux

Strass

Product code:
CHL-ABR-CHL00954002

Color:
Material:
No. of heads:
Cap type:
Wattage:
Dimension (mm):
Weight (Kg):
No. of boxes for one product:
Available in Strass and Spectra crystals

Spectra

Product code:
CHL-ABR-S00954002

Bronze
Zinc alloy and bobèche glass
6+8+10+19+5
E14
48 x 4 W LED
Ø 1600 x H 2300
212
6



Mensa

Strass

Product code:
CHL-GLD-CHL00954001

Color:
Material:
No. of heads:
Cap type:
Wattage:
Dimension (mm):
Weight (Kg):
No. of boxes for one product:
24K gold used for perfect finish
Available in Strass and Spectra crystals

Spectra

Product code:
CHL-GLD-SCHL00954001

Gold
Copper with natural pink jade
8+12+16+20
E14
56 x 4 W LED
Ø 2260 x H 3000
450
13



Vela

Strass

Product code:
CHL-SKG-CHL009540036C

Color:
Material:
No. of heads:
Cap type:
Wattage:
Dimension (mm):
Weight (Kg):

No. of boxes for one product: 8
Available in Strass and Spectra crystals

Spectra

Product code:
CHL-SKG-S0095400636C

SK gold
Zinc alloy with natural pink jade
6+12+18
E14
36 x 4 W LED
Ø 1550 x H 2110
166



Grandiose

Strass

Gold

Product code:

CHL-GLD-110212B

Chrome

Product code:

CHL-CHR-110212B

Spectra

Gold

Product code:

CHL-GLD-S110212B

Chrome

Product code:

CHL-CHR-S110212B

Color:

Gold and chrome

Material:

Brass casting

No. of heads:

12

Cap type:

E14

Wattage:

12 x 4 W LED

Dimension (mm):

Ø 850 x H 560

Weight (Kg):

18

No. of boxes for one product:

1

Available in Strass and Spectra crystals



Meridian

Strass

Gold

Product code:
CHL-GLD-20918B

Chrome

Product code:
CHL-CHR-20918B

Spectra

Gold

Product code:
CHL-GLD-S20918B

Chrome

Product code:
CHL-CHR-S20918B

Color:	Gold and chrome
Material:	Brass casting
No. of heads:	18
Cap type:	E14
Wattage:	18 x 4 W LED
Dimension (mm):	Ø 1050 x H 560
Weight (Kg):	20
No. of boxes for one product:	1
Available in Strass and Spectra crystals	



Gondola

Strass

Gold

Product code:
CHL-GLD-2028A

Chrome

Product code:
CHL-CHR-2028A

Spectra

Gold

Product code:
CHL-GLD-S2028A

Chrome

Product code:
CHL-CHR-S2028A

Color:	Gold and chrome
Material:	Brass casting
No. of heads:	8
Cap type:	E14
Wattage:	8 x 4 W LED
Dimension (mm):	Ø 700 x H 430
Weight (Kg):	12
No. of boxes for one product:	1
Available in Strass and Spectra crystals	



Celeste

Strass

Gold

Product code:
CHL-GLD-93112A

Chrome

Product code:
CHL-CHR-93112A

Spectra

Gold

Product code:
CHL-GLD-S93112A

Chrome

Product code:
CHL-CHR-S93112A

Color:	Gold and chrome
Material:	Brass
No. of heads:	6+6
Cap type:	E14 and E27
Wattage:	12 x 4 W LED
Dimension (mm):	Ø 630 x H 930
Weight (Kg):	21
No. of boxes for one product:	2
Available in Strass and Spectra crystals	



Celosia

Strass

Product code:
CHL-SLV-CHL7165X10C

Color:
Material:
No. of heads:
Cap type:
Wattage:
Dimension (mm):
Weight (Kg):
No. of boxes for one product: 1
Real silver used for perfect finish

Spectra

Product code:
CHL-SLV-S7165X10C

Silver (Real)
Copper and bobèche glass
10
E14
10 x 4 W LED
Ø 1000 x H 885
60



Trillium

Strass

Product code:
CHL-GLD-CHLSYY15742D

Color:
Material:
No. of heads:
Cap type:
Wattage:
Dimension (mm):
Weight (Kg):

No. of boxes for one product: 6
24K gold used for perfect finish

Available in Strass and Spectra crystals

Spectra

Product code:
CHL-GLD-SCHLSYY15742D

Gold
Copper and bobèche glass
5+10+15
E14
30 x 4 W LED
Ø 1500 x H 2120



Centaurus

Strass

Product code:
CHL-GLD-CHL17712X30C

Colour:
Material:
No. of heads:
Cap type:
Wattage:
Dimension (mm):
Weight(Kg):
No. of boxes for one product:

Spectra

Product code:
CHL-GLD-S17712X30C

Gold
Zinc alloy with natural jade
15+10+5
E14
30 x 4 W LED
Ø 1470 x H 1900
160
7
Available in Strass and Spectra crystals



Circinus

Strass

Product code:
CHL-GLD-CHL17802X18C

Color:
Material:
No. of heads:
Cap type:
Wattage:
Dimension (mm):
Weight(Kg):
No. of boxes for one product:

Spectra

Product code:
CHL-GLD-S17802X18C

Gold
Zinc alloy with natural jade
12+6
E14
18 x 4 W LED
Ø 1150 x H 1000
65
3
Available in Strass and Spectra crystals



Cassia

Strass

Product code:
CHL-GLD-CHL17802X70C

Color:
Material:
No. of heads:
Cap type:
Wattage:
Dimension (mm):
Weight (Kg):
No. of boxes for one product:

Spectra

Product code:
CHL-GLD-S17802X70C

Gold
Zinc alloy with natural jade
70
E14
70 x 4 W LED
Ø 2000 x H 3100
350
15
Available in Strass and Spectra crystals



Wisteria

Strass

Product code:
CHL-BRS-CHLSYY60170

Color:
Material:
No. of heads:
Cap type:
Wattage:
Dimension (mm):
Weight (Kg):
No. of boxes for one product:

Spectra

Product code:
CHL-BRS-SCHLSYY60170

Bronze
Zinc alloy and marble
6+12+18+12+24+8
E14
80 x 4 W LED
Ø 2330 x H 3300
300
17
Available in Strass and Spectra crystals



Pegasus

Strass

Product code:
CHL-GLD-CHL1739X18C

Color:
Material:
No. of heads:
Cap type:
Wattage:
Dimension (mm):
Weight (Kg):
No. of boxes for one product:

Spectra

Product code:
CHL-GLD-SCHL1739X18C

Gold
Zinc alloy with natural jade
12+6
E14
18 x 4 W LED
Ø 1160 x H 690
50
3
Available in Strass and Spectra crystals



Bergenia

Strass

Product code:
CHL-GLD-CHL17395X36C

Color:
Material:
No. of heads:
Cap type:
Wattage:
Dimension (mm):
Weight (Kg):
No. of boxes for one product:

Spectra

Product code:
CHL-GLD-S17395X36C

Gold
Zinc alloy and glass
6+15+10+5
E14
36 x 4 W LED
Ø 1500 x H 2350
118
6
Available in Strass and Spectra crystals



Phoenix

Strass

Product code:
CHL-GLD-CHLSYA65009

Color:
Material:
No. of heads:
Cap type:
Wattage:
Dimension (mm):
Weight (Kg):

No. of boxes for one product: 9
18K gold used for perfect finish

Available in Strass and Spectra crystals

Spectra

Product code:
CHL-GLD-SCHLSYA65009

Gold
Copper with natural jade
6+10+16
E14
32 x 4 W LED
Ø 1550 x H 1920



Selene

Strass

Product code:
CHL-SLV-CHL7165X30C

Color:
Material:
No. of heads:
Cap type:
Wattage:
Dimension (mm):
Weight (Kg):
No. of boxes for one product: 4
Real silver used for perfect finish
Available in Strass and Spectra crystals

Spectra

Product code:
CHL-SLV-S7165X30C

Silver (Real)
Copper and bobèche glass
5+10+15
E14
30 x 4 W LED
Ø 1460 x H 1900
198



Lantana

Strass

Product code:
CHL-GLD-CHLSYY66001

Color:
Material:
No. of heads:
Cap type:
Wattage:
Dimension (mm):
Weight (Kg):
No. of boxes for one product:

Spectra

Product code:
CHL-GLD-SCHLSYY66001

Gold
Copper with natural jade
15+10+6
E14
31 x 4 W LED
Ø 1460 x H 2290
180
7
18K gold used for perfect finish





Concealed Light Chandeliers

A complete creation in crystal, the opulence of chandeliers like these demand décor that's no less magnificent. Concealing the light source within allows the crystals to appear as if they are the light source themselves – a multitude of little suns scattering beautiful rays around the room.



Sirius

Strass

Gold
Product code:
CHL-GLD-11063XB

Chrome
Product code:
CHL-CHR-11063XB

Spectra

Gold
Product code:
CHL-GLD-S11063XB

Chrome
Product code:
CHL-CHR-S11063XB

Color: Gold and chrome
Material: Brass
No. of heads: 27
Cap type: E14
Wattage: 27 x 4 W LED
Dimension (mm): Ø 1066 x H 2743
Weight (Kg): 55
No. of boxes for one product: 2
Available in Strass and Spectra crystals



Nobella

Strass

Gold
Product code:
CHL-GLD-1009A

Chrome
Product code:
CHL-CHR-1009A

Spectra

Gold
Product code:
CHL-GLD-S1009A

Chrome
Product code:
CHL-CHR-S1009A

Color: Gold and chrome
Material: Brass
No. of heads: 12
Cap type: E14
Wattage: 12 x 4 W LED
Dimension (mm): Ø 610 x H 920
Weight (Kg): 20.5
No. of boxes for one product: 2
Available in Strass and Spectra crystals



Grapewine

Strass

Gold

Product code:
CHL-GLD-40322A

Chrome

Product code:
CHL-CHR-40322A

Spectra

Gold

Product code:
CHL-GLD-S40322A

Chrome

Product code:
CHL-CHR-S40322A

Color:	Gold and chrome
Material:	Brass
No. of heads:	8
Cap type:	E27
Wattage:	8 x 4 W LED
Dimension (mm):	Ø 600 x H 380
Weight (Kg):	16
No. of boxes for one product:	1
Available in Strass and Spectra crystals	



Honey Comb

Strass

Gold

Product code:
CHL-GLD-4031A

Chrome

Product code:
CHL-CHR-4031A

Spectra

Gold

Product code:
CHL-GLD-S4031A

Chrome

Product code:
CHL-CHR-S4031A

Color:	Gold and chrome
Material:	Brass
No. of heads:	6
Cap type:	E27
Wattage:	6 x 4 W LED
Dimension (mm):	Ø 550 x H 510
Weight (Kg):	17
No. of boxes for one product:	1
Available in Strass and Spectra crystals	



Lancia

Strass

Gold

Product code:
CHL-GLD-8051B

Chrome

Product code:
CHL-CHR-8051B

Spectra

Gold

Product code:
CHL-GLD-S8051B

Chrome

Product code:
CHL-CHR-S8051B

Color:	Gold and chrome
Material:	Brass casting
No. of heads:	4
Cap type:	E14
Wattage:	4 x 4 W LED
Dimension (mm):	Ø 400 x H 180
Weight (Kg):	4.5
No. of boxes for one product:	1
Available in Strass and Spectra crystals	



Lancia

Strass

Gold

Product code:
CHL-GLD-80511

Chrome

Product code:
CHL-CHR-80511

Spectra

Gold

Product code:
CHL-GLD-S80511

Chrome

Product code:
CHL-CHR-S80511

Color:	Gold and chrome
Material:	Brass casting
No. of heads:	3
Cap type:	E14
Wattage:	3 x 4 W LED
Dimension (mm):	Ø 250 x H 200
Weight (Kg):	2
No. of boxes for one product:	1
Available in Strass and Spectra crystals	



Galaxy

Strass

Gold

Product code:
CHL-GLD-CUST11025

Chrome

Product code:
CHL-CHR-CUST11025

Spectra

Gold

Product code:
CHL-GLD-CUSTS11025

Chrome

Product code:
CHL-CHR-CUSTS11025

Color:	Chrome and gold
Material:	Brass
No. of heads:	NA
Cap type:	NA
Wattage:	120 W LED
Dimension (mm):	Ø 914 x H 330
Weight (Kg):	25
No. of boxes for one product:	1
Available in Strass and Spectra crystals	



Cosmos

Strass

Gold

Product code:

CHL-GLD-CUST11021

Chrome

Product code:

CHL-CHR-CUST11021

Spectra

Gold

Product code:

CHL-GLD-CUSTS11021

Chrome

Product code:

CHL-CHR-CUSTS11021

Color:

Chrome and gold

Material:

Brass

No. of heads:

NA

Cap type:

NA

Wattage:

60 W LED

Dimension (mm):

Ø 600 x H 90

Weight (Kg):

12

No. of boxes for one product: 1

Available in Strass and Spectra crystals



Supernova

Strass

Gold

Product code:
CHL-GLD-CUST11028

Chrome

Product code:
CHL-CHR-CUST11028

Spectra

Gold

Product code:
CHL-GLD-CUSTS11028

Chrome

Product code:
CHL-CHR-CUSTS11028

Color:	Chrome and gold
Material:	Brass
No. of heads:	NA
Cap type:	NA
Wattage:	105 W LED
Dimension (mm):	L 533 x W 533 x H 533
Weight (Kg):	18
No. of boxes for one product:	1
Available in Strass and Spectra crystals	



Digest

Strass

Gold

Product code:
CHL-GLD-11015

Chrome

Product code:
CHL-CHR-11015

Spectra

Gold

Product code:
CHL-GLD-S11015

Chrome

Product code:
CHL-CHR-S11015

Color:	Chrome and gold
Material:	Brass
No. of heads:	12
Cap type:	E14
Wattage:	12 x 4 W LED
Dimension (mm):	Ø 820 x H 300
Weight (Kg):	35
No. of boxes for one product:	1
Available in Strass and Spectra crystals	



Cairn

Strass

Gold

Product code:
CHL-GLD-11060

Chrome

Product code:
CHL-CHR-11060

Spectra

Gold

Product code:
CHL-GLD-S11060

Chrome

Product code:
CHL-CHR-S11060

Color:	Chrome and gold
Material:	Brass
No. of heads:	14
Cap type:	E14
Wattage:	14 x 4 W LED
Dimension (mm):	Ø 600 x H 1260
Weight (Kg):	35
No. of boxes for one product:	1
Available in Strass and Spectra crystals	



Nimbus

Strass

Gold

Product code:
CHL-GLD-689B

Chrome

Product code:
CHL-CHR-689B

Spectra

Gold

Product code:
CHL-GLD-S689B

Chrome

Product code:
CHL-CHR-S689B

Color:	Gold and chrome
Material:	Brass
No. of heads:	6
Cap type:	E14
Wattage:	6 x 4 W LED
Dimension (mm):	Ø 400 x H 900
Weight (Kg):	8
No. of boxes for one product:	1
Available in Strass and Spectra crystals	



Starling

Strass

Gold

Product code:
CHL-GLD-80881B

Chrome

Product code:
CHL-CHR-80881B

Spectra

Gold

Product code:
CHL-GLD-S80881B

Chrome

Product code:
CHL-CHR-S80881B

Color:	Gold and chrome
Material:	Brass casting
No. of heads:	4
Cap type:	E14
Wattage:	4 x 4 W LED
Dimension (mm):	Ø 500 x H 180
Weight (Kg):	6
No. of boxes for one product:	1
Available in Strass and Spectra crystals	



Starling

Strass

Gold
Product code:
CHL-GLD-8088B

Chrome
Product code:
CHL-CHR-8088B

Spectra

Gold
Product code:
CHL-GLD-S8088B

Chrome
Product code:
CHL-CHR-S8088B

Color: Gold and chrome
Material: Brass casting
No. of heads: 3
Cap type: E14
Wattage: 3 x 4 W LED
Dimension (mm): Ø 330 x H 140
Weight (Kg): 4.5
No. of boxes for one product: 1
Available in Strass and Spectra crystals



Modern Chandeliers

Representing the evolution of chandeliers, rectilinear and curved forms of chandeliers question traditional outlines and pay tribute to the more functional forms seen in architecture of the 20th century. Ideal for interiors where modern lines and newer, man-made materials are chosen.



Lepus

Strass

Gold

Product code:
CHL-GLD-40510X2

Chrome

Product code:
CHL-CHR-40510X2

Spectra

Gold

Product code:
CHL-GLD-S40510X2

Chrome

Product code:
CHL-CHR-S40510X2

Color:	Gold and chrome
Material:	Brass
No. of heads:	12
Cap type:	G9
Wattage:	12 x 3 W LED
Dimension (mm):	L 1066 x W 406 x H 300
Weight (Kg):	20
No. of boxes for one product:	1
Available in Strass and Spectra crystals	



Nebula

Strass

Gold

Product code:
CHL-GLD-11058/3

Chrome

Product code:
CHL-CHR-11058/3

Spectra

Gold

Product code:
CHL-GLD-S11058/3

Chrome

Product code:
CHL-CHR-S11058/3

Color:	Gold and chrome
Material:	Brass
No. of heads:	NA
Cap type:	NA
Wattage:	225 W LED
Dimension (mm):	L 1460 x W 457 x H 457
Weight (Kg):	30
No. of boxes for one product:	1
Available in Strass and Spectra crystals	



Arcturus

Strass

Gold
Product code:
CHL-GLD-11065

Chrome
Product code:
CHL-CHR-11065

Spectra

Gold
Product code:
CHL-GLD-S11065

Chrome
Product code:
CHL-CHR-S11065

Color: Gold and chrome
Material: Brass
No. of heads: NA
Cap type: NA
Wattage: 150 W LED
Dimension (mm): L 1062 x W 609 x H 609
Weight (Kg): 28
No. of boxes for one product: 1
Available in Strass and Spectra crystals



Nova

Gold

Product code:
CHL-GLD-AS11066

Color:

Material:

No. of heads:

Cap type:

Wattage:

Dimension (mm):

Weight (Kg):

No. of boxes for one product: 1

Available in mouth blown drop glass only

Chrome

Product code:
CHL-CHR-AS11066

Gold and chrome

Brass and glass


8

E14

8 x 4 W LED

L 1219 x W 500 x H 457

20



Monsoon

Strass

Gold
Product code:
CHL-GLD-CUST11083

Spectra

Chrome
Product code:
CHL-CHR-CUST11083

Color:	Gold and chrome
Material:	Brass
No. of heads:	12
Cap type:	Spot light
Wattage:	12 x 2 W LED
Dimension (mm):	L 1524 x W 304 x H 609
Weight (Kg):	18
No. of boxes for one product:	1
Available in Strass crystals only	



Umbra

Strass

Gold
Product code:
CHL-GLD-9111C


Chrome
Product code:
CHL-CHR-9111C

Spectra

Gold
Product code:
CHL-GLD-S9111A

Chrome
Product code:
CHL-CHR-S9111A

Color: Gold and chrome
Material: Brass
No. of heads: 1
Cap type: E14
Wattage: 1 x 4 W LED
Dimension (mm): Ø 250 x H 260
Weight (Kg): 1.5
No. of boxes for one product: 1
Available in Strass and Spectra crystals



Norma

Gold

K9

Product code:

CHL-GLD-MD177218009

Color:	Gold
Material:	MS
No. of heads:	9
Cap type:	E14
Wattage:	9 x 4 W LED
Dimension (mm):	Ø 800 x H 1375
Weight (Kg):	30
No. of boxes for one product:	1
Available in K9 crystals only	



Canis

Strass

Gold
Product code:
CHL-GLD-11003

Chrome
Product code:
CHL-CHR-11003

Spectra

Gold
Product code:
CHL-GLD-S11003

Chrome
Product code:
CHL-CHR-S11003

Color: Chrome and gold
Material: Brass
No. of heads: 7
Cap type: G9
Wattage: 7 x 3 W LED
Dimension (mm): Ø 457 x H 200
Weight (Kg): 8
No. of boxes for one product: 1
Available in Strass and Spectra crystals



Minimalistic Chandeliers

Pushing the boundaries of the definition of chandeliers, iconic pieces like these are carefully designed to achieve the maximum effect with a minimum of elements. Accepting the challenge of today's minimalistic design aesthetic, pieces like this embody the concept of 'less is more'



Tortile

Strass

Gold
Product code:
CHL-GLD-11037

Chrome
Product code:
CHL-CHR-11037

Spectra

Gold
Product code:
CHL-GLD-S11037

Chrome
Product code:
CHL-CHR-S11037

Color: Chrome and gold
Material: Brass
No. of heads: 5
Cap type: Spot light
Wattage: 5 x 2 W LED
Dimension (mm): Ø 360 x H 800
Weight (Kg): 8
No. of boxes for one product: 1
Available in Strass and Spectra crystals





Wall Lamps

Take a look at the brilliant new ideas from Jaquar Lighting for ambient room illumination. From timeless elegance to quirky design and artful expression, there's wall light for every need here.



Arena

Strass

Gold

Product code:

WBR-GLD-20SWB

Chrome

Product code:

WBR-CHR-20SWB

Spectra

Gold

Product code:

WBR-GLD-S20SW

Chrome

Product code:

WBR-CHR-S20SW

Color:

Material:

No. of heads:

Cap type:

Wattage:

Dimension (mm):

Weight (Kg):

No. of boxes for one product: 1

Available in Strass and Spectra crystals

Chrome and gold

Brass and bobèche glass

2

E14

2 x 4 W LED

L 270 x W 190 x H 250

1.3



Trident

Strass

Gold

Product code:

WBR-GLD-9118B

Chrome

Product code:

WBR-CHR-9118B

Spectra

Gold

Product code:

WBR-GLD-S9118B

Chrome

Product code:

WBR-CHR-S9118B

Color:

Material:

No. of heads:

Cap type:

Wattage:

Dimension (mm):

Weight (Kg):

No. of boxes for one product: 1

Available in Strass and Spectra crystals

Chrome and gold

Brass and bobèche glass

2

E14

2 x 4 W LED

L 250 x W 160 x H 270

1.5



Tulipz

Strass

Gold

Product code:

WBR-GLD-7771A

Chrome

Product code:

WBR-CHR-7771A

Color:

Material:

No. of heads:

Cap type:

Wattage:

Dimension (mm):

Weight (Kg):

No. of boxes for one product: 1

Available in Strass and Spectra crystals

Spectra

Gold

Product code:

WBR-GLD-S7771A

Chrome

Product code:

WBR-CHR-S7771A

Chrome and gold

Brass

1

GU5.3 / 12 V

1 x 35 W LED

L 130 x W 140 x H 500

1.5



Exalta

Strass

Gold

Product code:

WBR-GLD-98181A

Chrome

Product code:

WBR-CHR-98181A

Color:

Material:

No. of heads:

Cap type:

Wattage:

Dimension (mm):

Weight (Kg):

No. of boxes for one product: 1

Available in Strass and Spectra crystals

Spectra

Gold

Product code:

WBR-GLD-S98181A

Chrome

Product code:

WBR-CHR-S98181A

Chrome and gold

Brass and bobèche glass

1

E14

1 x 4 W LED

L 100 x W 180 x H 280

1



Trident Gold

Strass

Gold

Product code:

WBR-GLD-98182A

Chrome

Product code:

WBR-CHR-98182A

Spectra

Gold

Product code:

WBR-GLD-S98182A

Chrome

Product code:

WBR-CHR-S98182A

Color:

Gold and chrome

Material:

Brass

No. of heads:

2

Cap type:

E14

Wattage:

2 x 4 W LED

Dimension (mm):

L 300 x W 280 x H 180

Weight (Kg):

1.5

No. of boxes for one product: 1

Available in Strass and Spectra crystals



Celestia Pearl

Strass

Gold

Product code:

WBR-GLD-96069A

Chrome

Product code:

WBR-CHR-96069A

Spectra

Gold

Product code:

WBR-GLD-S96069A

Chrome

Product code:

WBR-CHR-S96069A

Color:

Gold and chrome

Material:

Brass

No. of heads:

2

Cap type:

E 14

Wattage:

2 x 4 W LED

Dimension (mm):

L 260 x W 240 x H 130

Weight (Kg):

1.5

No. of boxes for one product: 1

Available in Strass and Spectra crystals



Volans

Chrome

Product code:

WBR-CHR-5057

Color:

Chrome and gold

Material:

Brass

No. of heads:

NA

Cap type:

LED strip

Wattage:

9 W

Dimension (mm):

L 110 x W 75 x H 290

Weight (Kg):

0.4

No. of boxes for one product: 1

Available in twist glass tube



Decorative Lights

Jaquar Lighting's decorative lighting collection combines the very best of global design and craftsmanship in an impressively large range of designs and shapes. Jaquar Lighting's range of products in the Decorative category includes Chandeliers, Pendant lights, Wall and Ceiling mounted lights, Table lamps and Floor lamps, and even Aqua lights for use in bathrooms.

Within each type of light too, there's one for every preference. Pendant lights are available in single or multiple heads with suspended or ceiling mounted options. Ceiling lights are available in standalone, single tier, 2 tier and 3 tier variants with Chrome, White, or Rose Gold Finishes with Metal and Glass options. Our innovative range of LED wall lights are available in standalone, single head, 2 head and 3 head variants with matching chandeliers.

For enhancing the ambience of interiors, choose from our trendsetting table lamps that are available in Chrome, Glass, Wood and Metallic Finishes with fabric or PVC shades. Similar options are available in our Floor lamps too, which are distinctive and contemporary.

For use in moist environments like bathrooms, Jaquar Lighting's Aqua Lights feature a Chrome Finish and Ingress Protection (IP) 44 rating.

Unless otherwise specified, all Jaquar Lighting products are built with the flexibility to be compatible with not just LED lamps but CFL and GLS lamps too.

Content

DECORATIVE LIGHTS


Ceiling Lights	154
Floor Lamps	192
Table Lamps	202
Wall Lights	216
Bath (Aqua) Lights	234





Ceiling Lights

To meet the sophisticated design requirements of ceiling lighting, Jaquar offers a vast repertoire to choose from. Discover some of the most alluring models from our latest collection.



JES-CHR-MD400500618C

Description: 1 Tier metal string with chrome finishing ceiling light

Fixture Height: 1500

Standard Packaging Box: 1

Net Weight (Kg): 18

Lamp: G9 LED 4 W x 8

L	W	D	H
680	1500		



JES-CHR-MD400500654C

Description: 3 Tier metal string with chrome finishing ceiling light

Fixture Height: 2500

Standard Packaging Box: 1

Net Weight (Kg): 38

Lamp: G9 Bulb 4 W x 24

L	W	D	H
680	2500		

Ceiling Lights



JES-CHR-MD400500636C

Description: 2 Tier metal string with chrome finishing ceiling light

Fixture Height: 1700

Standard Packaging Box: 1

Net Weight (Kg): 32

Lamp: G9 LED 4 W x 16

L	W	D	H
680	1700		



JES-RDG-MD400500654C

Description: 3 Tier metal string with rose gold finishing ceiling light


Fixture Height: 2500

Standard Packaging Box: 1

Net Weight (Kg): 38

Lamp: G9 Bulb 4 W x 24

L	W	D	H
680	2500		



JES-RDG-MD400500636C

Description: 2 Tier metal string with rose gold finishing ceiling light

Fixture Height: 1700

Standard Packaging Box: 1

Net Weight (Kg): 32

Lamp: G9 LED 4 W x 16

L	W	D	H
680	1700		



JES-RDG-MD400500618C

Description: 1 Tier metal string with rose gold finishing ceiling light

Fixture Height: 1500

Standard Packaging Box: 1

Net Weight (Kg): 18

Lamp: G9 LED 4 W x 8

L	W	D	H
680	1500		



KCH-CHR-MD80473A

Description: 3 Light cone shaped chandelier with chrome finishing ceiling light

Fixture Height: 1000

Standard Packaging Box: 1

Net Weight (Kg): 1.5

Lamp: E14 LED 4 W x 3

L	W	D	H
600			1000

KCH-CHR-MD80476A

Description: 6 Light cone shaped chandelier with chrome finishing ceiling light

Fixture Height: 1000

Standard Packaging Box: 1

Net Weight (Kg): 2.6

Lamp: E14 LED 4 W x 6

L	W	D	H
650			1000



Ceiling Lights



KCH-CHR-MX81366B

Description: 6 Light star shape glass tube with chrome finishing ceiling light

Fixture Height: 225

Standard Packaging Box: 1

Net Weight (Kg): 9.2

Lamp: G9 LED 4 W x 6

L	W	D	H
450			225



JES-CHR-MX81368A

Description: 8 Light star shape glass tube with chrome finishing ceiling light

Fixture Height: 225

Standard Packaging Box: 1

Net Weight (Kg): 11

Lamp: G9 LED 4 W x 8

L	W	D	H
430	430		225



JES-CHR-MX81364B

Description: 4 Light star shape glass tube with chrome finishing ceiling light

Fixture Height: 225

Standard Packaging Box: 1

Net Weight (Kg): 5.5

Lamp: G9 LED 4 W x 4

L	W	D	H
350			225



JES-CHR-MX81364A

Description: 4 Light star shape glass tube with chrome finishing ceiling light

Fixture Height: 225

Standard Packaging Box: 1

Net Weight (Kg): 7

Lamp: G9 LED 4 W x 4

L	W	D	H
330	330		225

Height Adjustable

KCH-COP-MD501001512C

Description: 12 Light aluminium curved strips with copper finishing pendant


Fixture Height: 560

Standard Packaging Box: 1

Net Weight (Kg): 5.2

Lamp: G9 LED 4 W x 12

L	W	D	H
		560	1200



Ceiling Lights

Height Adjustable



KCH-RDG-MD501001512C

Description: 12 Light aluminium curved strips with rose gold finishing pendant

Fixture Height: 560

Standard Packaging Box: 1

Net Weight (Kg): 5.2

Lamp: G9 LED 4 W x 12

L	W	D	H
560		1200	

Height Adjustable



KCH-WTC-MD501001512B

Description: 12 Light aluminium curved strips with white finishing pendant

Fixture Height: 650

Standard Packaging Box: 1

Net Weight (Kg): 6.5

Lamp: G9 LED 4 W x 12

L	W	D	H
650		1300	

Height Adjustable



KCH-STC-MD501001512B

Description: 12 Light aluminium curved strips with silver finishing pendant

Fixture Height: 650

Standard Packaging Box: 1

Net Weight (Kg): 6.5

Lamp: G9 Bulb 4 W x 12

L	W	D	H
650		1300	

Height Adjustable



KCH-BCH-MD501001512B

Description: 12 Light aluminium curved strips with black finishing pendant

Fixture Height: 650

Standard Packaging Box: 1

Net Weight (Kg): 6.5

Lamp: G9 LED 4 W x 12

L	W	D	H
650		1300	

Ceiling Lights



KCH-BLC-MX809812A

Description: 12 Light meta swan with black finishing ceiling light
Available in: Black / Red / White / Matt Gold / Chrome
Fixture Height: 620
Standard Packaging Box: 1
Net Weight (Kg): 9.5
Lamp: G4 Bulb 20 W x 12

L	W	D	H
710	620		



KCH-CHR-MD809824A

Description: 24 Light meta swan with chrome finishing chandelier
Available in: Black / Matt Gold / Chrome
Fixture Height: 1500
Standard Packaging Box: 1
Net Weight (Kg): 21.5
Lamp: G4 Bulb 20 W x 24

L	W	D	H
1100	1500		



KCH-GLD-MX809818A

Description: 18 Light meta swan with gold finishing ceiling light
Available in: Black / Red / White / Matt Gold / Chrome
Fixture Height: 780
Standard Packaging Box: 1
Net Weight (Kg): 18
Lamp: G4 Bulb 20 W x 18

L	W	D	H
860	780		

KCH-WHT-MX809818A

Description: 18 Light meta swan with white finishing ceiling light
Available in: Black / Red / White / Matt Gold / Chrome
Fixture Height: 780
Standard Packaging Box: 1
Net Weight (Kg): 18
Lamp: G4 Bulb 20 W x 18

L	W	D	H
860	780		





KCH-GLD-MD809836A

Description: 36 Light meta swan with gold finishing chandelier

Available in: Black / Red / White / Matt Gold / Chrome

Fixture Height: 2400

Standard Packaging Box: 1

Net Weight (Kg): 28

Lamp: G4 Bulb 20 W x 36

L	W	D	H
--	--	--	--



STL-BLK-SL1027S400

Description: 1 Light black hemp rope ball pendant

Fixture Height: 400

Standard Packaging Box: 1

Net Weight (Kg): 1.2

Lamp: E27 LED Filament 6 W x 1

L	W	D	H
400	1200		

All items are available in brown & white colour complete family



STL-BLK-SL1027S600

Description: 1 Light black hemp rope ball pendant

Fixture Height: 600

Standard Packaging Box: 1

Net Weight (Kg): 1.5

Lamp: E27 LED Filament 6 W x 1

L	W	D	H
600	1200		

All items are available in brown & white colour complete family



STL-BLK-SL1027S800

Description: 1 Light black hemp rope ball pendant

Fixture Height: 800

Standard Packaging Box: 1

Net Weight (Kg): 4.2

Lamp: E27 LED Filament 6 W x 1

L	W	D	H
800	1300		

All items are available in brown & white colour complete family

Ceiling Lights



STL-CHR-SL1128S

Description: 9 Light black fabric shade with chrome finishing pendant

Fixture Height: 970

Standard Packaging Box: 1

Net Weight (Kg): 23

Lamp: E27 LED 7 W x 9

L	W	D	H
1030	1750		



KCH-CHR-MD150330028A

Description: 8 Light champagne opal glass with chrome finish chandelier

Fixture Height: 620

Standard Packaging Box: 1

Net Weight (Kg): 12

Lamp: E14 LED 4 W x 8

L	W	D	H
730	1200		



KCH-CHR-MD1503300212

Description: 12 Light champagne opal glass with chrome finish chandelier

Fixture Height: 620

Standard Packaging Box: 1

Net Weight (Kg): 15

Lamp: E14 LED 4 W x 12

L	W	D	H
830	1200		



KCH-CHR-MD150330026A

Description: 6 Light champagne opal glass with chrome finish chandelier

Fixture Height: 620

Standard Packaging Box: 1

Net Weight (Kg): 7

Lamp: E14 LED 4 W x 6

L	W	D	H
600	1200		

Ceiling Lights



KCH-WTC-MD1503000818

Description: 18 Light white pitcher glass with white finishing chandelier

Fixture Height: 380

Standard Packaging Box: 1

Net Weight (Kg): 18

Lamp: E14 LED 4 W x 18

L	W	D	H
1050	1200		



KCH-WTC-MD150300088A

Description: 8 Light white pitcher glass with white finishing chandelier

Fixture Height: 380

Standard Packaging Box: 1

Net Weight (Kg): 6

Lamp: E14 LED 4 W x 8

L	W	D	H
760	1200		



KCH-WTC-MX150300086A

Description: 6 Light white pitcher glass with white finishing chandelier

Fixture Height: 380

Standard Packaging Box: 1

Net Weight (Kg): 5

Lamp: E14 LED 4 W x 6

L	W	D	H
430	600		



KCH-WTC-MX1503000812

Description: 12 Light white pitcher glass with white finishing chandelier

Fixture Height: 380

Standard Packaging Box: 1

Net Weight (Kg): 10

Lamp: E14 LED 4 W x 12

L	W	D	H
870	490		

JNL-CHR-MD160275216A

Description: 6 Light frosted glass with chrome finishing chandelier

Fixture Height: 320

Standard Packaging Box: 1

Net Weight (Kg): 5

Lamp: E14 LED 4 W x 6

L	W	D	H
600	1200		



JNL-CHR-MD160275218A

Description: 8 Light frosted glass with chrome finishing chandelier

Fixture Height: 540

Standard Packaging Box: 1

Net Weight (Kg): 6.5

Lamp: E14 LED 4 W x 8

L	W	D	H
700	1200		



STL-BLK-SL1174S

Description: 3 Light frosted glass, aluminium with black & gold finishing pendant

Fixture Height: 50

Standard Packaging Box: 1

Net Weight (Kg): 4.02

Lamp: E14 LED 4 W x 3

L	W	D	H
350	1100		

Ceiling Lights



JNL-COP-MD150031251C

Description: 1 Light copper glass with copper finishing pendant

Fixture Height: 270

Standard Packaging Box: 8

Net Weight (Kg): 0.9

Lamp: E27 LED 9 W x 1

L	W	D	H
100	1200		



JNL-CHR-MD160020053B

Description: 3 Light clear glass, rose gold mesh with chrome finishing pendant

Fixture Height: 260-750

Standard Packaging Box: 1

Net Weight (Kg): 3.5

Lamp: G9 LED 4 W x 3

L	W	D	H
300	1200		



JNL-CHR-MD160020051C

Description: 1 Light clear glass, rose gold mesh with chrome finishing pendant

Fixture Height: 200

Standard Packaging Box: 1

Net Weight (Kg): 1

Lamp: G9 LED 4 W x 1

L	W	D	H
195	1200		



KCH-RDG-MD140030571C

Description: 1 Light PC globe diffuser with rose gold finishing pendant

Fixture Height: 250

Standard Packaging Box: 1

Net Weight (Kg): 1.4

Lamp: E27 LED 7 W x 1

L	W	D	H
200	1500		

Ceiling Lights



KCH-CHR-MD150031291A

Description: 1 Light smoky glass with chrome finishing pendant

Fixture Height: 240

Standard Packaging Box: 1

Net Weight (Kg): 1.2

Lamp: E27 LED 9 W x 1

L	W	D	H
		120	1200



JNL-CHR-MD150031291B

Description: 1 Light smoky glass with chrome finishing pendant

Fixture Height: 260

Standard Packaging Box: 8

Net Weight (Kg): 1

Lamp: E27 LED 9 W x 1

L	W	D	H
		160	1200

JNL-COP-MD150031251B

Description: 1 Light copper glass with copper finishing pendant

Fixture Height: 280

Standard Packaging Box: 8

Net Weight (Kg): 0.8

Lamp: E27 LED 9 W x 1

L	W	D	H
		130	1200



JNL-COP-MD150031251A

Description: 1 Light copper glass with copper finishing pendant


Fixture Height: 220

Standard Packaging Box: 8

Net Weight (Kg): 0.6

Lamp: E27 LED 9 W x 1

L	W	D	H
		170	1300



Ceiling Lights



STL-GRY-SL966S1

Description: 2 Light dark grey carbon steel pendant

Fixture Height: 620

Standard Packaging Box: 1

Net Weight (Kg): 9.5

Lamp: E27 LED 9 W x 2

L	W	D	H
510			615



STL-GLD-SL966S3

Description: 2 Light dark gold carbon steel pendant

Fixture Height: 820

Standard Packaging Box: 1

Net Weight (Kg): 12.5

Lamp: E27 LED 9 W x 2

L	W	D	H
750			810



STL-COP-SL1204S3

Description: 3 Light aluminium hexagon style with antique copper finishing pendant


Fixture Height: 200

Standard Packaging Box: 1

Net Weight (Kg): 4.5

Lamp: E14 LED 4 W x 3

L	W	D	H
500			210-2000



STL-COP-SL1204S14

Description: 14 Light aluminium hexagon style with antique copper finishing pendant

Fixture Height: 200

Standard Packaging Box: 1

Net Weight (Kg): 21

Lamp: E14 LED 4 W x 14

L	W	D	H
1474	410		2000

Ceiling Lights



KCH-CHR-MD160030111A
Description: 1 Light clear globe glass
 with chrome finishing pendant
Fixture Height: 210
Standard Packaging Box: 1
Net Weight (Kg): 0.6
Lamp: G9 LED 4 W x 1

L	W	D	H
130			1200



KCH-RDG-MD160030111A
Description: 1 Light clear globe glass
 with rose gold finishing pendant
Fixture Height: 210
Standard Packaging Box: 1
Net Weight (Kg): 0.6
Lamp: G9 LED 4 W x 1

L	W	D	H
130			1200




JNL-CHR-MD150031271A
Description: 1 Light smoky glass
 with chrome finishing pendant
Fixture Height: 425
Standard Packaging Box: 1
Net Weight (Kg): 1.3
Lamp: E27 Filament LED 6 W x 1

L	W	D	H
150			1200

JNL-CHR-MD150031271B
Description: 1 Light smoky glass
 with chrome finishing pendant
Fixture Height: 180
Standard Packaging Box: 1
Net Weight (Kg): 1.2
Lamp: E27 Filament LED 6 W x 1

L	W	D	H
220			1200



Ceiling Lights



JNL-BLK-SL00WCNIE27

Description: 1 Light bar with black finishing conical pendant

Fixture Height: 380

Standard Packaging Box: 4

Net Weight (Kg): 1.3

Lamp: E27 LED Filament 6 W x 1

L	W	D	H
300			1600



JNL-BLK-SL00WCYIE27

Description: 1 Light bar with black finishing cylindrical pendant

Fixture Height: 230

Standard Packaging Box: 4

Net Weight (Kg): 2.4

Lamp: E27 LED Filament 6 W x 1

L	W	D	H
220			1600



JNL-GRY-CL92931

Description: 1 Light cage type, antique green marble with antique finish ceiling light

Fixture Height: 280

Standard Packaging Box: 2

Net Weight (Kg): 2.4

Lamp: E27 LED Filament 6 W x 1

L	W	D	H
130			280



JNL-GRY-SL92931A

Description: 1 Light cage type, antique green marble with antique finish pendant

Fixture Height: 1525

Standard Packaging Box: 2

Net Weight (Kg): 3.2

Lamp: E27 LED Filament 6 W x 1

L	W	D	H
180			1525



JNL-RDG-SL00FRD3E27

Description: 3 Light frosted glass with rose gold finishing pendant

Fixture Height: 340

Standard Packaging Box: 1

Net Weight (Kg): 2.9

Lamp: E27 LED 9 W x 3

L	W	D	H
260	1600		



JNL-BRN-SL880861

Description: 1 Light rebars, mesh with dark brown finishing pendant

Fixture Height: 320

Standard Packaging Box: 1

Net Weight (Kg): 7

Lamp: E27 Filament LED 6 W x 1

L	W	D	H
180	1300		



JNL-RDG-SL00FRD1E27

Description: 1 Light frosted glass with rose gold finishing pendant

Fixture Height: 260

Standard Packaging Box: 1

Net Weight (Kg): 0.9

Lamp: E27 LED 9 W x 1

L	W	D	H
110	1600		

Ceiling Lights



JNL-COP-SL180461A

Description: 1 Light mesh shade with copper finishing pendant

Fixture Height: 320

Standard Packaging Box: 4

Net Weight (Kg): 1.2

Lamp: E27 Filament LED 6 W x 1

L	W	D	H
130			1100



STL-BLK-SL1121S

Description: 1 Light Black aluminium shade, inside gold finishing pendant

Fixture Height: 480

Standard Packaging Box: 1

Net Weight (Kg): 5.25

Lamp: E27 LED 9 W x 1

L	W	D	H
600			2000



STL-GLD-SL1133S

Description: 24 Light trumpet style with gold finishing pendant

Fixture Height: 730

Standard Packaging Box: 1

Net Weight (Kg): 20

Lamp: E14 LED 4 W x 24

L	W	D	H
1500			1400-2000



STL-GLD-SL1133S1

Description: 24 Light trumpet style with gold finishing pendant

Fixture Height: 730

Standard Packaging Box: 1

Net Weight (Kg): 12.5

Lamp: E14 LED 4 W x 24

L	W	D	H
1080			1400~2000

JNL-BRS-MD150273871B

Description: 1 Light clear glass with brass finishing pendant

Fixture Height: 270

Standard Packaging Box: 1

Net Weight (Kg): 1.3

Lamp: E27 LED 7 W x 1

L	W	D	H
200			1200



JNL-GRY-SL91301

Description: 1 Light mesh / ceramic with rusty finishing pendant

Fixture Height: 280

Standard Packaging Box: 1


Net Weight (Kg): 4.6

Lamp: E27 LED Filament 6 W x 1

L	W	D	H
210	210		1100



Ceiling Lights



STL-COP-SL1162S2

Description: 14 Light aluminium pipe with copper finishing pendant

Fixture Height: 320

Standard Packaging Box: 1

Net Weight (Kg): 33.2

Lamp: E14 LED 4 W x 14

L	W	D	H
1720	300		2000



STL-COP-SL1162S1

Description: 12 Light aluminium pipe with copper finishing pendant

Fixture Height: 320

Standard Packaging Box: 1

Net Weight (Kg): 26

Lamp: E14 LED 4 W x 12

L	W	D	H
		950	2000



STL-COP-SL1162S3

Description: 37 Light aluminium pipe with copper finishing pendant

Fixture Height: 750

Standard Packaging Box: 1

Net Weight (Kg): 44

Lamp: E14 LED 4 W x 37

L	W	D	H
		1050	2000-3000



STL-COP-SL1162S7

Description: 89 Light aluminium pipe with copper finishing pendant

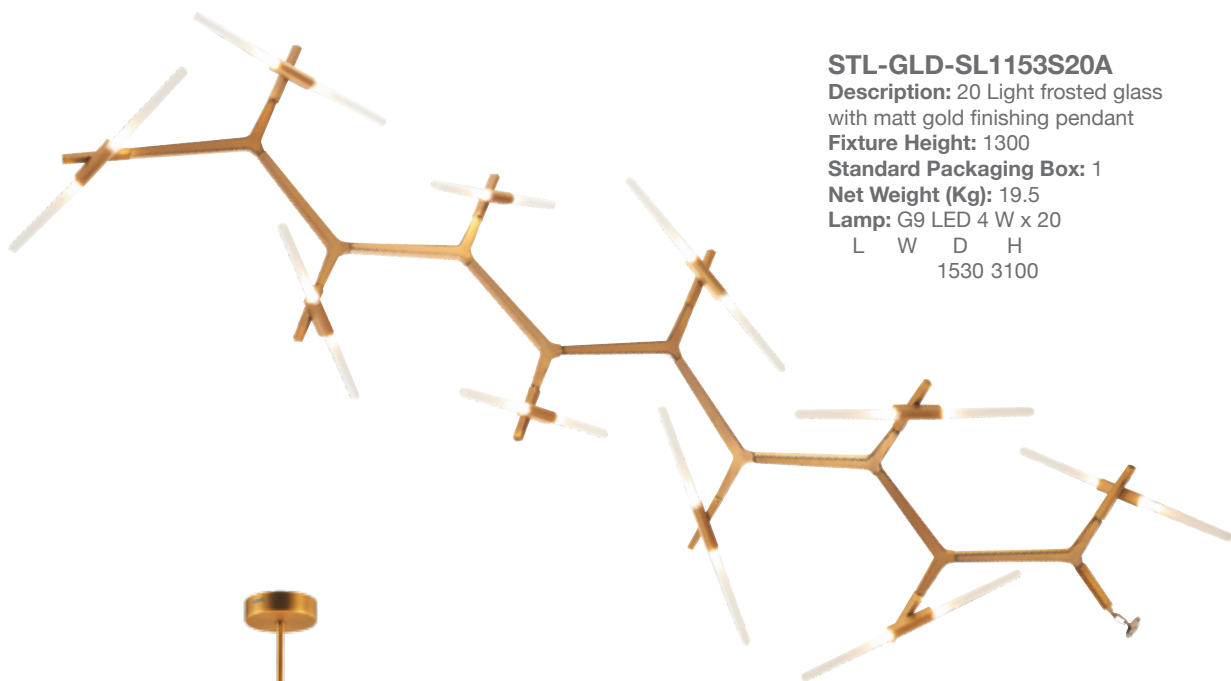
Fixture Height: 1250

Standard Packaging Box: 1

Net Weight (Kg): 164

Lamp: E14 LED 4 W x 89

L	W	D	H
		1950	2000-3000



STL-GLD-SL1153S20A

Description: 20 Light frosted glass with matt gold finishing pendant

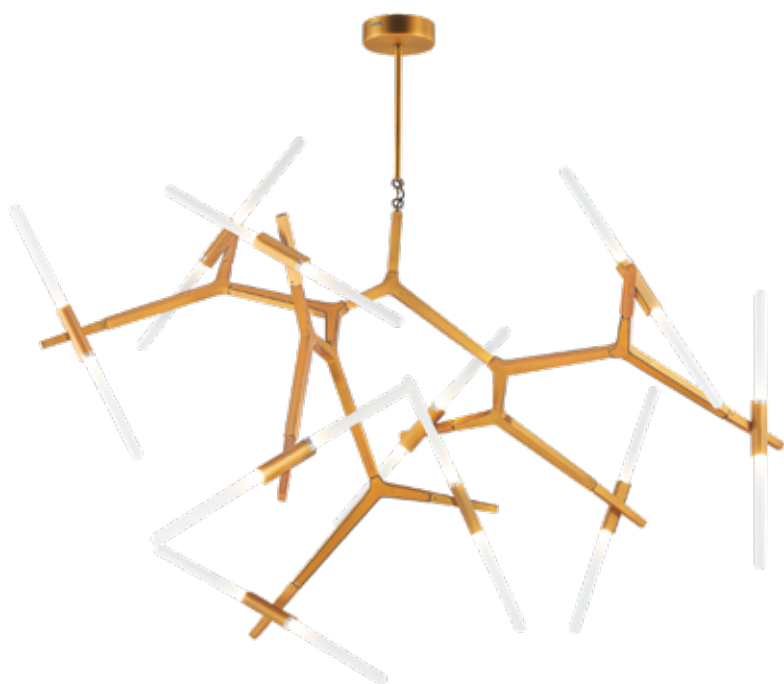
Fixture Height: 1300

Standard Packaging Box: 1

Net Weight (Kg): 19.5

Lamp: G9 LED 4 W x 20

L	W	D	H
1530	3100		



STL-GLD-SL1153S20

Description: 20 Light frosted glass with matt gold finishing pendant

Fixture Height: 1300

Standard Packaging Box: 1

Net Weight (Kg): 19.5

Lamp: G9 LED 4 W x 20

L	W	D	H
2000	1800		



STL-GLD-SL1153S6

Description: 6 Light frosted glass with matt gold finishing pendant

Fixture Height: 300-600

Standard Packaging Box: 1

Net Weight (Kg): 4.5

Lamp: G9 LED 4 W x 6

L	W	D	H
1100	1400		



Ceiling Lights



STL-GLD-SL1153S10

Description: 10 Light frosted glass with matt gold finishing pendant

Fixture Height: 300-600

Standard Packaging Box: 1

Net Weight (Kg): 8.8

Lamp: G9 LED 4 W x 10

L	W	D	H
		1100	1400



JIG-BRS-SL1260S200

Description: 1 Light clear glass with brushed brass finishing pendant

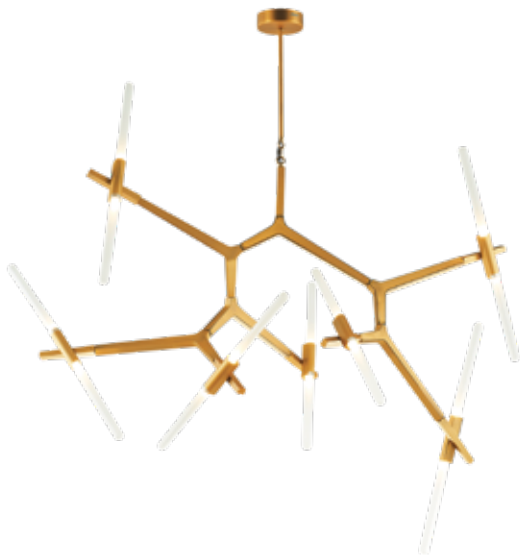
Fixture Height: 420

Standard Packaging Box: 1

Net Weight (Kg): 0.9

Lamp: G4 LED 3 W x 1

L	W	D	H
		200	420-2000



STL-GLD-SL1153S14

Description: 14 Light frosted glass with matt gold finishing pendant

Fixture Height: 500-1000

Standard Packaging Box: 1

Net Weight (Kg): 13.7

Lamp: G9 LED 4 W x 14

L	W	D	H
		1700	1400



JIG-BRS-SL1260S250

Description: 1 Light clear glass with brushed brass finishing pendant

Fixture Height: 500

Standard Packaging Box: 1

Net Weight (Kg): 1.2

Lamp: G4 LED 3 W x 1

L	W	D	H
		250	520-2000



JIG-BRS-SL1260SX3

Description: 3 Light clear glass with brushed brass finishing chandelier

Fixture Height: 600

Standard Packaging Box: 1

Net Weight (Kg): 4.5

Lamp: G4 LED 3 W x 3

L	W	D	H
700	700	2000	



JIG-BRS-SL1260S1

Description: 6 Light clear glass with brushed brass finishing chandelier

Fixture Height: 600

Standard Packaging Box: 1

Net Weight (Kg): 6.43

Lamp: G4 LED 3 W x 2

L	W	D	H
960	650	900	1800

Ceiling Lights



JIG-BRS-SL1260S2

Description: 6 Light clear glass with brushed brass finishing chandelier

Fixture Height: 620

Standard Packaging Box: 1

Net Weight (Kg): 7.68

Lamp: G4 LED 3 W x 6

L	W	D	H
1300	900		1000-1900



JIG-BRS-SL1260S3

Description: 8 Light clear glass with brushed brass finishing chandelier

Fixture Height: 1000

Standard Packaging Box: 1

Net Weight (Kg): 11.40

Lamp: G4 LED 3 W x 8

L	W	D	H
2000	1140		950-1900

All dimensions are in mm



STL-ABS-SLSF9001S1

Description: 1 Light diamond cut style glass with antique brass finishing pendant

Fixture Height: 460

Standard Packaging Box: 1

Net Weight (Kg): 1

Lamp: G4 LED 3 W x 2

L	W	D	H
		60	500



JNL-COG-SL1216S

Description: 1 Light cognac glass with copper finishing pendant

Fixture Height: 460

Standard Packaging Box: 1

Net Weight (Kg): 0.9

Lamp: E14 LED 4 W x 1

L	W	D	H
130		2000	



STL-GLD-SL1219SX

Description: 1 Light clear glass with matt gold bronze finishing pendant

Fixture Height: 400

Standard Packaging Box: 1

Net Weight (Kg): 3.6

Lamp: E27 LED 4 W x 1

L	W	D	H
300	165	250	2000



STL-GLD-SL1219S

Description: 1 Light clear glass with matt gold bronze finishing pendant

Fixture Height: 400

Standard Packaging Box: 1

Net Weight (Kg): 5.1

Lamp: E27 LED 4 W x 1

L	W	D	H
300	165	185	2000

(Adjustable)

Ceiling Lights



STL-GRY-SLSM2329S

Description: 1 Light smoky glass with chrome finishing pendant

Fixture Height: 250

Standard Packaging Box: 1

Net Weight (Kg): 1.5

Lamp: G9 LED 4 W x 1

L	W	D	H
		80	1200



STL-ABS-SL1217S2

Description: 1 Light copper plated glass with copper finish pendant

Fixture Height: 560

Standard Packaging Box: 1

Net Weight (Kg): 3.5

Lamp: E27 LED 9 W x 1

L	W	D	H
		350	2000



STL-COP-SL1217S

Description: 1 Light copper plated glass with copper finish pendant

Fixture Height: 560

Standard Packaging Box: 1

Net Weight (Kg): 1.6

Lamp: E27 LED 9 W x 1

L	W	D	H
		190	2000



JFO-COP-SLPEA089AE27

Description: 1 Light aluminium globe shape with copper finishing pendant

Fixture Height: 400

Standard Packaging Box: 1

Net Weight (Kg): 1.7

Lamp: E27 LED 9 W x 1

L	W	D	H
400	1200		



JFO-BLK-SLPEA089AE27

Description: 1 Light aluminium globe shape with gun black finishing pendant

Fixture Height: 400

Standard Packaging Box: 1

Net Weight (Kg): 1.7

Lamp: E27 LED 9 W x 1

L	W	D	H
400	1200		



STL-ANT-SL1137S1

Description: 1 Light aluminium with antique finishing pendant

Fixture Height: 150

Standard Packaging Box: 1

Net Weight (Kg): 0.5

Lamp: E27 LED 5 W x 1

L	W	D	H
125			2000



STL-ANT-SL1131S1

Description: 1 Light aluminium with antique finishing pendant

Fixture Height: 300

Standard Packaging Box: 1

Net Weight (Kg): 0.45

Lamp: E27 LED 5 W x 1

L	W	D	H
138			2000

Ceiling Lights



CHL-BLK-11086X3

Description: 3 Light black powder coated pendant

Fixture Height: 305

Standard Packaging Box: 1

Net Weight (Kg): 1.5

Lamp: LED 3 W x 3 In-built

L	W	D	H
510	65		1150



STL-GLD-SLKS2450S1

Description: 1 Light clear glass with gold finishing pendant

Fixture Height: 420

Standard Packaging Box: 1

Net Weight (Kg): 4.6

Lamp: E27 LED 9 W x 1

L	W	D	H
300			1200



STL-GLD-SLKS2450S

Description: 1 Light clear glass with gold finishing pendant

Fixture Height: 425

Standard Packaging Box: 1

Net Weight (Kg): 6.5

Lamp: E27 LED 9 W x 1

L	W	D	H
450			1200

Ceiling Lights



CHL-BLK-11086

Description: 1 Light black powder coated pendant
Fixture Height: 300
Standard Packaging Box: 12
Net Weight (Kg): 0.6
Lamp: LED 3 W x 1 In-built

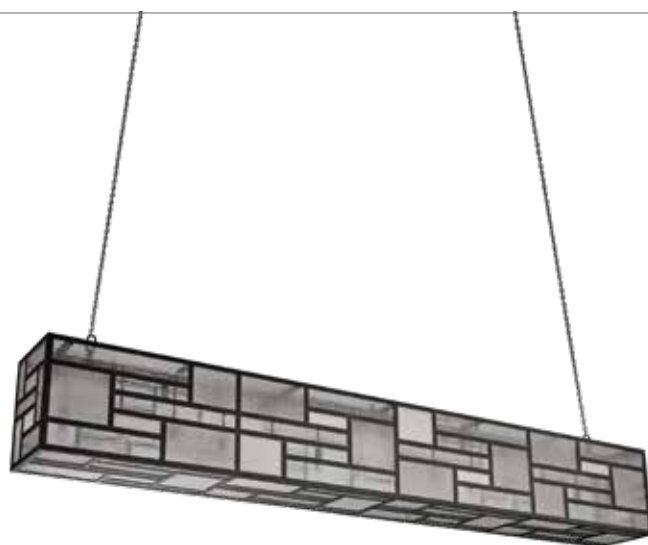
L	W	D	H
25	1150		



STL-COP-SL1131S2

Description: 1 Light aluminium with red copper finishing pendant
Fixture Height: 150
Standard Packaging Box: 1
Net Weight (Kg): 0.9
Lamp: E27 LED 5 W x 1

L	W	D	H
192	2000		



JCN-BLK-MDRD1762628

Description: 28 Heads glass pendant with black finish
Fixture Height: 450
Standard Packaging Box: 1
Net Weight (Kg): 1200
Lamp: E14 LED 4 W x 28

L	W	D	H
3000	200	450	



JNL-BRS-SLPEA020BE27

Description: 1 Light aluminium with shiny brass painted finishing pendant

Fixture Height: 450

Standard Packaging Box: 1

Net Weight (Kg): 0.8

Lamp: E27 LED 9 W x 1

L	W	D	H
		250	1200

Ceiling Lights



JFO-BLK-SLHPP0414E27

Description: 1 Light aluminium industrial style with sanded black finishing pendant

Fixture Height: 380

Standard Packaging Box: 1

Net Weight (Kg): 2.8

Lamp: E27 LED 9 W x 1

L	W	D	H
380	1200		



JFO-WHT-SLPEAT31330E27

Description: 1 Light aluminum with water printing of marble pattern pendant

Fixture Height: 420

Standard Packaging Box: 1

Net Weight (Kg): 1.2

Lamp: E27 LED 9 W x 1

L	W	D	H
300	1200		



JFO-BRN-SLPEA299E27

Description: 1 Light aluminum with coffee painted finishing pendant

Fixture Height: 310

Standard Packaging Box: 1

Net Weight (Kg): 1

Lamp: E27 LED 9 W x 1

L	W	D	H
320	1200		



JFO-BLK-SLPEA138E27

Description: 1 Light aluminum with sanded black painted finishing pendant

Fixture Height: 370

Standard Packaging Box: 1

Net Weight (Kg): 1.2

Lamp: E27 LED 9 W x 1

L	W	D	H
350	1200		

Ceiling Lights



JFO-NKL-SLPEAW15833E27

Description: 1 Light aluminum, brown wood with satin nickel finishing

Fixture Height: 400

Standard Packaging Box: 1

Net Weight (Kg): 2

Lamp: E27 LED 9 W x 1

L	W	D	H
330	1200		



JFO-COP-SLHPPA0414DE27

Description: 1 Light aluminium industrial style, frosted glass with copper finishing pendant

Fixture Height: 430

Standard Packaging Box: 1

Net Weight (Kg): 2.4

Lamp: E27 LED 9 W x 1

L	W	D	H
400	1200		



JFO-NAW-SLPEW00833E27

Description: 1 Light bamboo wood with natural wooden finishing pendant

Fixture Height: 230

Standard Packaging Box: 1

Net Weight (Kg): 1

Lamp: E27 LED 9 W x 1

L	W	D	H
330	1200		



JFO-NAW-SLPEW00435E27

Description: 1 Light bamboo wood with natural wooden finishing pendant

Fixture Height: 430

Standard Packaging Box: 1

Net Weight (Kg): 1.2

Lamp: E27 LED 9 W x 1

L	W	D	H
350	1200		



JFO-NAW-SLPEW00445E27

Description: 1 Light bamboo wood with natural wooden finishing pendant

Fixture Height: 530

Standard Packaging Box: 1

Net Weight (Kg): 2

Lamp: E27 LED 9 W x 1

L	W	D	H
450			1200

JFO-NAW-SLPEW00735E27

Description: 1 Light bamboo wood with natural wooden finishing pendant

Fixture Height: 340

Standard Packaging Box: 1

Net Weight (Kg): 1

Lamp: E27 LED 9 W x 1

L	W	D	H
350			1200



JFO-NAW-SLPEW00325E27

Description: 1 Light bamboo wood with natural wooden finishing pendant

Fixture Height: 450

Standard Packaging Box: 1

Net Weight (Kg): 1.5

Lamp: E27 LED 9 W x 1

L	W	D	H
250			1200



JES-BLK-CHL0006PRE14

Description: 6 Light black glass with black crystal chandelier

Fixture Height: 900

Standard Packaging Box: 1

Net Weight (Kg): 6.1

Lamp: E14 LED 4 W x 6

L	W	D	H
580			1200



JES-AMB-CHL0006SYE14

Description: 6 Light honey glass with gold finish chandelier

Fixture Height: 900

Standard Packaging Box: 1

Net Weight (Kg): 5

Lamp: E14 LED 4 W x 6

L	W	D	H
770			1200



JNL-WHT-SLPEA034AE27

Description: 1 Light aluminium with white powder finishing pendant

Fixture Height: 260

Standard Packaging Box: 1

Net Weight (Kg): 0.8

Lamp: E27 LED 9 W x 1

L	W	D	H
350			1200



JES-WHT-CHL0006TAE14

Description: 6 Light clear glass with gold finish chandelier

Fixture Height: 1100

Standard Packaging Box: 1

Net Weight (Kg): 10.5

Lamp: E27 LED 4 W x 6

L	W	D	H
755			1400



Floor Lamps

Add a unique touch to your décor with our exciting range of floor lights that not only add functional elegance to the room, but also become conversation pieces for your visitors.



STL-BLK-FL1121F

Description: 1 Light black painted inside gold finishing floor lamp

Fixture Height: 1650

Standard Packaging Box: 1

Net Weight (Kg): 8.4

Lamp: E27 LED 14 W x 1

L	W	D	H
600	1650		



STL-WHT-FLSM2155F

Description: 1 Light conical black shade with carbon powder finishing

Fixture Height: 2070

Standard Packaging Box: 1

Net Weight (Kg): 70

Lamp: E27 LED 14 W x 1

L	W	D	H
1150	2070		

Floor Lamps



STL-BLK-FL902F2

Description: 1 Light conical black shade with carbon powder finishing

Fixture Height: 1800

Standard Packaging Box: 1

Net Weight (Kg): 45

Lamp: E27 LED 14 W x 1

L	W	D	H
2035	600	1800	



STL-BLK-FL902F1

Description: 1 Light conical black shade with carbon powder finishing

Fixture Height: 1780

Standard Packaging Box: 1

Net Weight (Kg): 45

Lamp: E27 LED 14 W x 1

L	W	D	H
2330		1780	



STL-GRY-FL737F

Description: 1 Light grey fabric shade pattern with black powder coated floor lamp

Fixture Height: 1900-2400

Standard Packaging Box: 1

Net Weight (Kg): 8.4

Lamp: E27 LED 9 W x 1

L	W	D	H
935	860	1900-2400	



STL-BLK-FL306F

Description: 1 Light aluminium shade with black painted finishing floor lamp

Fixture Height: 1765

Standard Packaging Box: 1

Net Weight (Kg): 12.5

Lamp: E27 LED 14 W x 1

L	W	D	H
500		1765	



STL-WNG-FL1092FB

Description: 1 Light fabric shade with wood, alloy zinc floor lamp

Fixture Height: 1850

Standard Packaging Box: 1

Net Weight (Kg): 16

Lamp: E27 LED 14 W x 1

L	W	D	H
850	800		1850



STL-WNG-FL1092FA

Description: 1 Light diffuser glass with wood, alloy zinc floor lamp

Fixture Height: 1850

Standard Packaging Box: 1

Net Weight (Kg): 35

Lamp: E27 LED 14 W x 1

L	W	D	H
850	800		1850

Floor Lamps



STL-BLK-FL737F

Description: 1 Light black fabric shade with black powder coated floor lamp

Fixture Height: 1900-2400

Standard Packaging Box: 1

Net Weight (Kg): 14

Height: Adjustable

Lamp: E27 LED 9 W x 1

L	W	H
935	860	1900-2400



KPT-CHR-ML49061A

Description: 1 Light opal glass shade with marble base & chrome finishing floor lamp

Fixture Height: 1900

Standard Packaging Box: 1

Net Weight (Kg): 20

Lamp: E27 LED 14 W x 1

L	W	D	H
1250	300	1900	



STL-BRS-FL1260F

Description: 2 Light clear glass with brushed brass finishing floor lamp

Fixture Height: --

Standard Packaging Box: 1

Net Weight (Kg): 8

Lamp: G4 LED 3 W x 2

L	W	D	H
1100	250	1220-1880	



STL-WHT-FL306F

Description: 1 Light aluminium shade with white painted finishing floor lamp

Fixture Height: 1765

Standard Packaging Box: 1

Net Weight (Kg): 12.5

Lamp: E27 LED 14 W x 1

L	W	D	H
500	1765		



STL-BLK-FL1029F

Description: 1 Light PVC shade
cheval floor lamp with black
finishing

Fixture Height: 2550

Standard Packaging Box: 1

Net Weight (Kg): 52

Lamp: E27 LED 14 W x 1

L	W	D	H
2400	550		2550



STL-WHT-FL1029F

Description: 1 Light PVC shade
cheval floor lamp with white finishing

Fixture Height: 2550

Standard Packaging Box: 1

Net Weight (Kg): 52

Lamp: E27 LED 14 W x 1

L	W	D	H
2400	550		2550

Floor Lamps



STL-WHT-FL1213F

Description:

3 Light metal half dome with antique white finishing floor lamp

Fixture Height: 1680

Standard Packaging Box: 1

Net Weight (Kg): 30

Lamp: G9 LED 4 W x 3

L	W	D	H
455			1680



STL-GLD-FL1133F

Description: 8 Light trumpet style with gold finishing floor lamp

Fixture Height: 1700

Standard Packaging Box: 1

Net Weight (Kg): 16

Lamp: E14 LED 4 W x 8

L	W	D	H
650			1700



STL-WHT-FL1174F

Description: 3 Light frosted glass with antique white finishing floor lamp

Fixture Height: 1400

Standard Packaging Box: 1

Net Weight (Kg): 16.2

Lamp: E14 LED 4 W x 3

L	W	H
610	350	1400



STL-BLK-FL1174F

Description: 3 Light frosted glass with black & gold finishing floor lamp

Fixture Height: 1400

Standard Packaging Box: 1

Net Weight (Kg): 16.2

Lamp: E14 LED 4 W x 3

L	W	D	H
610	350		1400



STL-CHR-FL1128F

Description: 3 Light black fabric shade with chrome finishing floor lamp

Fixture Height: 1250

Standard Packaging Box: 1

Net Weight (Kg): 9

Lamp: E27 LED 7 W x 3

L	W	D	H
		490	1250






Table Lamps

For the demanding needs of task lighting around your work spaces and your bedside, Jaquar Lighting's table lamps span a wide range of design influences – from the classic to the ultra contemporary.

Table Lamps



STL-WHT-TL688T

Description: 1 Light ivory fabric shade with aluminium finishing table lamp

Fixture Height: 1375

Standard Packaging Box: 1

Net Weight (Kg): 5.5

Lamp: E27 LED 7 W x 1

L	W	D	H
240			1375



STL-GLD-TL1018T2

Description: 1 Light PVC shade with gold finishing table lamp

Fixture Height: 750

Standard Packaging Box: 1

Net Weight (Kg): 3.26

Lamp: E27 LED 7 W x 1

L	W	D	H
230			750

Table Lamps



JIG-BLK-TL1018T2

Description: 1 Light fabric black shade finishing table lamp

Fixture Height: 750

Standard Packaging Box: 1

Net Weight (Kg): 3.26

Lamp: E27 LED 7 W x 1

L	W	D	H
230			750



STL-WHT-TL765T

Description: 1 Light strip fabric shade with chrome finishing table lamp

Fixture Height: 850

Standard Packaging Box: 1

Net Weight (Kg): 4.5

Lamp: E27 LED 14 W x 1

L	W	D	H
370			850



STL-CHR-TL1018T2

Description: 1 Light PVC shade with chrome finishing table lamp

Fixture Height: 750

Standard Packaging Box: 1

Net Weight (Kg): 3.26

Lamp: E27 LED 7 W x 1

L	W	D	H
230			750



STL-COG-TL1149T

Description: 1 Light cognac
glass table lamp

Fixture Height: 835

Standard Packaging Box: 1

Net Weight (Kg): 6.4

Lamp: G9 LED 4 W x 1

L	W	D	H
		380	835

Table Lamps



STL-CHR-TL1128T

Description: 3 Light black fabric shade with chrome finishing table lamp

Fixture Height: 875

Standard Packaging Box: 1

Net Weight (Kg): 13

Lamp: E27 LED 5 W x 3

L	W	D	H
490			875



STL-BLK-TL306T

Description: 1 Light aluminium shade with black painted finishing table lamp

Fixture Height: 575

Standard Packaging Box: 1

Net Weight (Kg): 3.1

Lamp: E27 LED 9 W x 1

L	W	D	H
390			575



STL-BLK-TL1093T

Description: 1 Light leather shade with black wooden base table lamp

Fixture Height: 833

Standard Packaging Box: 1

Net Weight (Kg): 3.7

Lamp: E27 LED 9 W x 1

L	W	D	H
400			833

Table Lamps



STL-CHR-TL1211T

Description: 1 Light Trumpet style, black base with Gold finishing Table Lamp

Fixture Height: 695

Standard Packaging Box: 1

Net Weight (Kg): 11

Lamp: G9 LED 4 W x 6

L	W	D	H
250		695	



STL-BLK-TL1174T

Description: 3 Light frosted glass, aluminium with black and gold finishing table lamp

Fixture Height: 430

Standard Packaging Box: 1

Net Weight (Kg): 3.18

Lamp: E14 LED 4 W x 3

L	W	D	H
350		430	



STL-WHT-TL1174T

Description: 3 Light frosted glass, aluminium with antique white finishing table lamp

Fixture Height: 430

Standard Packaging Box: 1

Net Weight (Kg): 3.18

Lamp: E14 LED 4 W x 3

L	W	D	H
350		430	

Table Lamps



KTL-CHR-MT49061A

Description: 1 Light opal glass, marble base with chrome finishing table lamp

Fixture Height: 520

Standard Packaging Box: 1

Net Weight (Kg): 2

Lamp: E27 LED 9 W x 1

L	W	D	H
425	130		520



STL-COP-TLKS6308T

Description: 1 Light opal glass with copper finishing table lamp

Fixture Height: 250

Standard Packaging Box: --

Net Weight (Kg): 2

Lamp: G9 LED 4 W x 1

L	W	D	H
		180	250



JNL-BRS-TL1300H

Description: 1 Light fabric shade with hammered pattern base brass finishing table lamp

Fixture Height: 460

Standard Packaging Box: 4

Net Weight (Kg): 0.9

Lamp: E27 7 W x 1

L	W	D	H
		350	460



JNL-CHR-TL400WOS

Description: 1 Light fabric shade with nickel finishing table lamp

Fixture Height: 470

Standard Packaging Box: 4

Net Weight (Kg): 0.75

Lamp: E27 LED 7 W x 1

L	W	D	H
		300	470

Table Lamps



STL-WHT-TL1213T

Description: 3 Light metal half dome with antique white finishing table lamp

Fixture Height: 600

Standard Packaging Box: 1

Net Weight (Kg): 9.9

Lamp: G9 LED 4 W x 3

L	W	D	H
305			600



JNL-WNT-TLHPWODE27

Description: 1 Light fabric shade with wooden horizontal pyramid base table lamp

Fixture Height: 650

Standard Packaging Box: 4

Net Weight (Kg): 1.5

Lamp: E27 LED 7 W x 1

L	W	D	H
300			650



JNL-WNT-TLVPWODE27

Description: 1 Light fabric shade with wooden vertical pyramid base table lamp

Fixture Height: 650

Standard Packaging Box: 4

Net Weight (Kg): 1.3

Lamp: E27 LED 7 W x 1

L	W	D	H
300			650



KCH-CHR-MT160275451B

Description: 1 Light fabric shade with chrome finishing table lamp

Fixture Height: 610

Standard Packaging Box: 1

Net Weight (Kg): 2

Lamp: E27 LED 9 W x 1

L	W	D	H
350			610

Table Lamps



KCH-CHR-MT160275451A

Description: 1 Light fabric shade with chrome finishing table lamp

Fixture Height: 680

Standard Packaging Box: 1

Net Weight (Kg): 2.65

Lamp: E27 LED 9 W x 1

L	W	D	H
380		680	



KCH-CHR-MT170275021L

Description: 1 Light fabric shade, red leather with chrome finishing table lamp

Fixture Height: 950

Standard Packaging Box: 1

Net Weight (Kg): 2.6

Lamp: E27 LED 9 W x 1

L	W	D	H
355		950	



KCH-CHR-MT170275041C

Description: 1 Light PVC shade, red leather with chrome finishing table lamp

Fixture Height: 880

Standard Packaging Box: 1

Net Weight (Kg): 3.2

Lamp: E27 LED 9 W x 1

L	W	D	H
355		880	



KCH-CHR-MT170275071I

Description: 1 Light fabric shade, crystal with chrome finishing table lamp

Fixture Height: 670

Standard Packaging Box: 1

Net Weight (Kg): 4.2

Lamp: E27 LED 9 W x 1

L	W	D	H
410		670	

Table Lamps



JCN-WHT-TBL00954004

Description: 1 Light fabric shade clear crystal with chrome finishing table lamp

Fixture Height: 730

Standard Packaging Box: 1

Net Weight (Kg): 9

Lamp: E27 LED 7 W x 1

L	W	D	H
		380	730



KCH-ABR-MT170275071J

Description: 1 Light fabric shade, crystal with antique brass finishing table lamp

Fixture Height: 710

Standard Packaging Box: 1

Net Weight (Kg): 4.2

Lamp: E27 LED 9 W x 1

L	W	D	H
		380	710



KCH-CHR-MT170275071J

Description: 1 Light fabric shade, crystal with chrome finishing table lamp

Fixture Height: 670

Standard Packaging Box: 1

Net Weight (Kg): 2.75

Lamp: E27 LED 9 W x 1

L	W	D	H
		410	670

All dimensions are in mm

Table Lamps



JCN-GLD-TBL00280281T

Description: 1 Light fabric shade, crystal base with gold finishing table lamp

Fixture Height: 360

Standard Packaging Box: 1

Net Weight (Kg): 5

Lamp: E27 LED 7 W x 1

L	W	D	H
220		360	



JCN-WHT-TBL00954001

Description: 1 Light fabric shade with crystal base table lamp

Fixture Height: 760

Standard Packaging Box: 1

Net Weight (Kg): 7

Lamp: E27 LED 7 W x 1

L	W	D	H
380		760	



JCN-WHT-TBL00954005

Description: 1 Light fabric shade, clear crystal with chrome finishing table lamp

Fixture Height: 730

Standard Packaging Box: 1

Net Weight (Kg): 9

Lamp: E27 LED 7 W x 1

L	W	D	H
410		730	



JCN-GLD-TBL0017616T

Description: 1 Light green ceramic, fabric shade with gold finishing table lamp

Fixture Height: 690

Standard Packaging Box: 1

Net Weight (Kg): 5.5

Lamp: E27 LED 7 W x 1

L	W	D	H
400		690	

Table Lamps



STL-ABS-TLSF9001T1

Description: 4 Light diamond cut style glass with antique brass table lamp

Fixture Height: 645

Standard Packaging Box: 1

Net Weight (Kg): 4.5

Lamp: G4 LED 3 W x 4

L	W	D	H
270	270		645



JCN-BRN-TBL00280381T

Description: 1 Light fabric shade, mouth blown glass with brown finishing table lamp

Fixture Height: 650

Standard Packaging Box: 1

Net Weight (Kg): 6

Lamp: E27 LED 7 W x 1

L	W	D	H
		470	650



JCN-BRN-TBL00280341T

Description: 1 Light fabric shade, mouth blown glass with brown finishing table lamp

Fixture Height: 654

Standard Packaging Box: 1

Net Weight (Kg): 6

Lamp: E27 LED 7 W x 1

L	W	D	H
		460	654

Table Lamps



STL-GRY-TL1187T1

Description: 1 Light smoky grey glass with chrome finishing table lamp

Fixture Height: 400

Standard Packaging Box: 1

Net Weight (Kg): 3.25

Lamp: E27 LED 4 W x 1

L	W	D	H
285	400		



STL-RED-TL1187T2

Description: 1 Light smoky grey glass with chrome finishing table lamp

Fixture Height: 850

Standard Packaging Box: 1

Net Weight (Kg): 8.5

Lamp: E27 LED 14 W x 1

L	W	D	H
509	850		



JIG-BRS-TL1260T

Description: 2 Light clear glass with brushed brass table lamp

Fixture Height: 510

Standard Packaging Box: 1

Net Weight (Kg): 3

Lamp: G4 LED 3 W x 2

L	W	D	H
400	200	360-510	



JNL-AGR-TLight89871

Description: 1 Light tap style with antique green finishing table lamp

Fixture Height: 440

Standard Packaging Box: 1

Net Weight (Kg): 2.5

Lamp: E27 LED 4 W x 1

L	W	D	H
200	440		



Wall Lights

Take a look at the brilliant new ideas from Jaquar Lighting for ambient room illumination. From timeless elegance to quirky design and artful expression, there's a wall light for every need here.

Wall Lights



KWB-CHR-MB80473A

Description: 3 Light cone shaped chrome finishing wall lamp

Fixture Height: 310

Standard Packaging Box: 1

Net Weight (Kg): 1.4

Lamp: E14 LED 4 W x 3

L	W	D	H
390	440		310



KWB-RDG-MB80983A

Description: 3 Light meta swan shape with red finishing wall lamp

Fixture Height: 470

Standard Packaging Box: 1

Net Weight (Kg): 2

Lamp: G4 Bulb 20 W x 3

L	W	D	H
228	425		470

Wall Lights



KWB-CHR-MB80985A

Description: 5 Light meta swan shape with chrome finishing wall lamp

Fixture Height: 850

Standard Packaging Box: 1

Net Weight (Kg): 3

Lamp: G4 Bulb 20 W x 5

L	W	D	H
230	460		850



KWB-CHR-MB80471A

Description: 1 Light cone shaped chrome finishing wall lamp

Fixture Height: 310

Standard Packaging Box: 6

Net Weight (Kg): 0.8

Lamp: E14 LED 4 W x 1

L	W	D	H
280	110		310



WBR-CHR-MB12021181A

Description: 1 Light ivory fabric shade with chrome finishing wall lamp

Fixture Height: 472

Standard Packaging Box: 2

Net Weight (Kg): 1.5

Lamp: E14 LED 4 W x 1

L	W	D	H
238	140		472



KWB-CHR-MB12021201A

Description: 1 Light ivory fabric shade with chrome finishing wall lamp

Fixture Height: 205


Standard Packaging Box: 1

Net Weight (Kg): 2

Lamp: E14 LED 4 W x 1

L	W	D	H
155	280		205

Wall Lights



WBR-CHR-MB11002351B

Description: 1 Light aluminium mesh with clear glass, chrome finishing wall lamp

Fixture Height: 160

Standard Packaging Box: 8

Net Weight (Kg): 1.0

Lamp: G9 Bulb 40 W x 1

L	W	D	H
150	160		160



JIG-BRS-WL1260W

Description: 1 Light clear glass with brushed brass wall lamp

Fixture Height: 370

Standard Packaging Box: 1

Net Weight (Kg): 0.9

Lamp: G4 LED 3 W x 1

L	W	D	H
150	215		370



KWB-WTC-MB150300081A

Description: 1 Light white pitcher glass with white finishing wall lamp

Fixture Height: 300

Standard Packaging Box: 1

Net Weight (Kg): 0.9

Lamp: E14 LED 4 W x 1

L	W	D	H
280	150		300



KWB-WTC-MB150300082A

Description: 2 Light white pitcher glass with white finishing wall lamp

Fixture Height: 250

Standard Packaging Box: 1

Net Weight (Kg): 2.5

Lamp: E14 LED 4 W x 2

L	W	D	H
280	440		250

Wall Lights



STL-WHT-WL688WS

Description: 1 Light fabric shade with aluminium finishing wall lamp

Fixture Height: 326

Standard Packaging Box: 1

Net Weight (Kg): 1.5

Lamp: E27 LED 9 W x 1

L	W	D	H
180	278		326



STL-WHT-WL688W1

Description: 1 Light fabric shade with aluminium finishing wall lamp


Fixture Height: 355

Standard Packaging Box: 1

Net Weight (Kg): 1.2

Lamp: E27 LED 9 W x 1

L	W	D	H
240	374		355



STL-COP-WL1162W

Description: 1 Light aluminium pipe with copper finishing wall lamp

Fixture Height: 300

Standard Packaging Box: 1

Net Weight (Kg): 2

Lamp: E14 LED 4 W x 1

L	W	D	H
120	180		300



STL-COP-WL1162W3

Description: 5 Light aluminium pipe with copper finishing wall lamp

Fixture Height: 600

Standard Packaging Box: 1

Net Weight (Kg): 4

Lamp: E14 LED 4 W x 5

L	W	D	H
420	210		600



STL-CHR-WL1128W

Description: 2 Light black fabric shade with chrome finishing wall lamp

Fixture Height: 785

Standard Packaging Box: 1

Net Weight (Kg): 4.2

Lamp: E27 LED 5 W x 2

L	W	D	H
470	360		785



JNL-CHR-MB140048C1E

Description: 1 Light opal glass with nickel finishing wall lamp

Fixture Height: 310

Standard Packaging Box: 4

Net Weight (Kg): 0.8

Lamp: E27 LED 7 W x 1

L	W	D	H
165	130		310



STL-BLK-WL1174 W

Description: 3 Light frosted glass, aluminium with black & gold finishing wall lamp


Fixture Height: 360

Standard Packaging Box: 1

Net Weight (Kg): 3.9

Lamp: E14 LED 4 W x 3

L	W	D	H
590	350		360



STL-GLD-WL1153 W2

Description: 2 Light frosted glass with matt gold finishing wall lamp

Fixture Height: 860

Standard Packaging Box: 1

Net Weight (Kg): 1.8

Lamp: G9 LED 4 W x 2

L	W	D	H
760	160		95



STL-GLD-WL1153 W4

Description: 4 Light frosted glass with matt gold finishing wall lamp

Fixture Height: 300

Standard Packaging Box: 1

Net Weight (Kg): 3.9

Lamp: G9 LED 4 W x 4

L	W	D	H
870	760		300



KCH-GLD-MB120010121A

Description: 1 Light clear glass with gold finishing wall lamp

Fixture Height: 279

Standard Packaging Box: 1

Net Weight (Kg): 1.5

Lamp: E27 LED 7 W x 1

L	W	D	H
152	177		279

Wall Lights



JNL-GRY-WL92931

Description: 1 Light cage type, antique green marble with antique finish wall lamp

Fixture Height: 310

Standard Packaging Box: 4

Net Weight (Kg): 2.3

Lamp: E27 LED Filament 6 W x 1

L	W	D	H
130	170		310



JNL-GRY-WL92932

Description: 2 Light cage type, antique green marble with antique finish wall lamp

Fixture Height: 310

Standard Packaging Box: 1

Net Weight (Kg): 4.5

Lamp: E27 LED Filament 6 W x 2

L	W	D	H
340	160		310



JNL-CHR-MB160275211A

Description: 1 Light frosted glass with chrome finishing wall lamp

Fixture Height: 200

Standard Packaging Box: 1

Net Weight (Kg): 0.9

Lamp: E14 LED 4 W x 1

L	W	D	H
120	160		200



JNL-CHR-MB160275212A

Description: 2 Light frosted glass with chrome finishing wall lamp

Fixture Height: 200

Standard Packaging Box: 1

Net Weight (Kg): 2

Lamp: E14 LED 4 W x 2

L	W	D	H
310	160		200



KCH-CHR-MB150330021A

Description: 1 Light champagne opal glass with chrome finish wall lamp

Fixture Height: 355

Standard Packaging Box: 1

Net Weight (Kg): 1.5

Lamp: E14 LED 4 W x 1

L	W	D	H
210	330		355



KCH-CHR-MB150330022A

Description: 2 Light champagne opal glass with chrome finish wall lamp

Fixture Height: 355

Standard Packaging Box: 1

Net Weight (Kg): 2.2

Lamp: E14 LED 4 W x 2

L	W	D	H
480	260		355



JES-CHR-MB160275531B

Description: 1 Light opal glass with chrome finishing wall lamp

Fixture Height: 235

Standard Packaging Box: 1

Net Weight (Kg): 0.6

Lamp: E14 LED 4 W x 1

L	W	D	H
120	130		235



KCH-CHR-MB160275532B

Description: 2 Light opal glass with chrome finishing wall lamp

Fixture Height: 225

Standard Packaging Box: 4

Net Weight (Kg): 1

Lamp: E14 LED 4 W x 2

L	W	D	H
270	130		225



JNL-AGR-WL89873

Description: 3 Light tap style with antique green finishing wall lamp

Fixture Height: 270

Standard Packaging Box: 1

Net Weight (Kg): 2.4

Lamp: E27 LED Filament 6 W x 3

L	W	D	H
485	150		270



JNL-AGR-WL89872

Description: 2 Light tap style with antique green finishing wall lamp

Fixture Height: 270

Standard Packaging Box: 1

Net Weight (Kg): 1.6

Lamp: E27 LED Filament 6 W x 2

L	W	D	H
315	150		270

Wall Lights



JNL-AGR-WL89871

Description: 1 Light tap style with antique green finishing wall lamp

Fixture Height: 270

Standard Packaging Box: 2

Net Weight (Kg): 0.6

Lamp: E27 LED Filament 6 W x 1

L	W	D	H
130	167		270



JNL-GRY-WL91301

Description: 1 Light mesh / ceramic with rusty finish wall lamp

Fixture Height: 340

Standard Packaging Box: 1

Net Weight (Kg): 3.5

Lamp: E27 LED Filament 6 W x 1

L	W	D	H
210	150		340



JNL-CHR-MB160275542A

Description: 2 Light opal glass with chrome finishing wall lamp

Fixture Height: 240

Standard Packaging Box: 1

Net Weight (Kg): 1.2

Lamp: E27 LED 7 W x 2

L	W	D	H
310	150		240



JNL-CHR-MB160275541A

Description: 1 Light frosted glass with chrome finishing wall lamp

Fixture Height: 250

Standard Packaging Box: 1

Net Weight (Kg): 0.65

Lamp: E27 LED 7 W x 1

L	W	D	H
150	120		250

Wall Lights



JNL-CHR-WLRB0480SE27

Description: 1 Light opal glass with nickel finishing wall lamp

Fixture Height: 270

Standard Packaging Box: 8

Net Weight (Kg): 0.58

Lamp: E27 LED 7 W x 1

L	W	D	H
165	110		270



JNL-COP-WL180461B

Description: 1 Light mesh with rusty finish wall lamp

Fixture Height: 350

Standard Packaging Box: 8

Net Weight (Kg): 1.5

Lamp: E27 LED Filament 6 W x 1

L	W	D	H
120	140		350



JNL-CHR-WLSL55004E27

Description: 1 Light opal glass with nickel finishing wall lamp

Fixture Height: 290

Standard Packaging Box: 8

Net Weight (Kg): 0.65

Lamp: E27 LED 7 W x 1

L	W	D	H
120	210		290



JNL-NKL-WLBPGG001E27

Description: 1 Light opal globe glass with nickel finishing wall lamp

Fixture Height: 290

Standard Packaging Box: 8

Net Weight (Kg): 0.7

Lamp: E27 LED 7 W x 1

L	W	D	H
120	210		290



JNL-NKL-WLBPGG002E27

Description: 2 Light opal globe glass with nickel finishing wall lamp


Fixture Height: 290

Standard Packaging Box: 4

Net Weight (Kg): 1.45

Lamp: E27 LED 7 W x 2

L	W	D	H
280	210		290



JIG-COP-WL1204 W1

Description: 1 Light aluminium hexagon style with antique copper finishing wall lamp

Fixture Height: 160

Standard Packaging Box: 1

Net Weight (Kg): 1.2

Lamp: E14 LED 4 W x 1

L	W	D	H
230	160		160



JNL-BRG-WLCONESIE14

Description: 1 Light con opal glass

Fixture Height: 280

Standard Packaging Box: 8

Net Weight (Kg): 0.7

Lamp: E14 LED 4 W x 1

L	W	D	H
80	100		280



JNL-BRG-WLCYLNDSE14

Description: 1 Light cylindrical opal glass

Fixture Height: 300

Standard Packaging Box: 8

Net Weight (Kg): 0.6

Lamp: E14 LED 4 W x 1

L	W	D	H
100	100		300



JES-BLK-WL00002PRE14

Description: 2 Light black with black crystals wall lamp

Fixture Height: 300

Standard Packaging Box: 4

Net Weight (Kg): 2.9

Lamp: E14 LED 4 W x 2

L	W	D	H
500	170		300



JES-WHT-WL00002TAE14

Description: 2 Light clear glass with crystals lamp

Fixture Height: 360

Standard Packaging Box: 4

Net Weight (Kg): 2.1

Lamp: E27 LED 5 W x 2

L	W	D	H
440	160		360



JNL-COG-WL1216 W

Description: 1 Light copper glass with cognac finishing wall lamp

Fixture Height: 550

Standard Packaging Box: 1

Net Weight (Kg): 1.5

Lamp: E14 LED 4 W x 1

L	W	D	H
130	210		550

Wall Lights



WBR-CHR-MB12021191B

Description: 1 Light black fabric shade with chrome finishing wall lamp


Fixture Height: 205

Standard Packaging Box: 1

Net Weight (Kg): 1.5

Lamp: E14 LED 4 W x 1

L	W	D	H
240	280		205



JES-AMB-WL00002SYE14

Description: 2 Light honey glass wall lamp

Fixture Height: 225

Standard Packaging Box: 4

Net Weight (Kg): 1.9

Lamp: E14 LED 4 W x 2

L	W	D	H
590	200		225



WBR-CHR-MB12021192A

Description: 1 Light ivory fabric shade with chrome finishing wall lamp

Fixture Height: 405

Standard Packaging Box: 1

Net Weight (Kg): 2

Lamp: E14 LED 4 W x 1

L	W	D	H
155	280		405



WBR-CHR-MB12021192B

Description: 1 Light black fabric shade with chrome finishing wall lamp

Fixture Height: 405

Standard Packaging Box: 1

Net Weight (Kg): 1.5

Lamp: E14 LED 4 W x 1

L	W	D	H
240	280		405

Wall Lights



WBR-SNS-5048X2

Description: 2 Light wall light SS finish with 3 watt double neck LED

Fixture Height: 80

Standard Packaging Box: 1

Net Weight (Kg): 1

Lamp: 3 W x 2 LED (In-built)

L	W	D	H
228	100		110



WBR-SNS-5048

Description: 1 Light wall light SS finish with 3 watt LED

Fixture Height: 125

Standard Packaging Box: 1

Net Weight (Kg): 0.6

Lamp: 3 W x 1 LED (In-built)

L	W	D	H
77	100		125



STL-WHT-WL1174 W

Description: 3 Light frosted glass, aluminium with antique white finishing wall lamp

Fixture Height: 360

Standard Packaging Box: 1

Net Weight (Kg): 4.3

Lamp: E14 LED 4 W x 3

L	W	D	H
590	350		360



WBR-CHR-MB12021182A

Description: 1 Light ivory fabric shade with chrome finishing wall lamp

Fixture Height: 480

Standard Packaging Box: 2

Net Weight (Kg): 1.5

Lamp: E14 LED 4 W x 1

L	W	D	H
240	180		480





Bath (Aqua) Lights

Take bath décor beyond the ordinary with Jaquar's Aqualite range. Created specially for the bathroom, these are the perfect choice for withstanding the rigours of the bath environment.



KWB-CHR-MB12021341A

Description: 1 Light opal glass with chrome finishing wall lamp

Fixture Height: 171

Standard Packaging Box: 12

Net Weight (Kg): 1.5

Lamp: G9 LED 4 W x 1

L	W	D	H
156	130		171

Bath (Aqua) Lights



KWB-CHR-MB12021151A

Description: 1 Light opal glass with chrome finishing wall lamp

Fixture Height: 280

Standard Packaging Box: 12

Net Weight (Kg): 0.900

Lamp: G9 LED 4 W x 1

L	W	D	H
80	100		280



KWB-CHR-MB12021161A

Description: 1 Light opal glass with chrome finishing wall lamp

Fixture Height: 145

Standard Packaging Box: 12

Net Weight (Kg): 0.600

Lamp: G9 LED 4 W x 1

L	W	D	H
150	120		145



KWB-CHR-MB12021331A

Description: 1 Light opal glass with chrome finishing wall lamp

Fixture Height: 190

Standard Packaging Box: 1

Net Weight (Kg): 1.2

Lamp: G9 LED 4 W x 1

L	W	D	H
170	130		190



KWB-CHR-MB12021321A

Description: 1 Light opal glass with chrome finishing wall lamp

Fixture Height: 270

Standard Packaging Box: 12

Net Weight (Kg): 1.5

Lamp: E14 LED 4 W x 1

L	W	D	H
107	80		270



KWB-CHR-MB12021131A

Description: 1 Light opal glass with chrome finishing wall lamp

Fixture Height: 206

Standard Packaging Box: 1

Net Weight (Kg): 0.5

Lamp: G9 LED 4 W x 1

L	W	D	H
150	100		206



KWB-CHR-MB48011A

Description: 1 Light opal glass with nickel finishing wall lamp

Fixture Height: 235

Standard Packaging Box: 12

Net Weight (Kg): 0.8

Lamp: G9 LED 4 W x 1

L	W	D	H
86	74		235



KWB-CHR-MB48021A

Description: 1 Light matt opal glass with nickel finishing wall lamp

Fixture Height: 260

Standard Packaging Box: 12

Net Weight (Kg): 1.5

Lamp: E14 LED 4 W x 1

L	W	D	H
86	74		260



KWB-CHR-MB12021121A

Description: 1 Light opal glass with chrome finishing wall lamp

Fixture Height: 265

Standard Packaging Box: 12

Net Weight (Kg): 0.600

Lamp: G9 LED 4 W x 1

L	W	D	H
135	60		265

Bath (Aqua) Lights



KWB-CHR-MB48022A

Description: 2 Light opal glass with nickel finishing wall lamp


Fixture Height: 105

Standard Packaging Box: 12

Net Weight (Kg): 1.0

Lamp: E14 LED 4 W x 2

L	W	D	H
500	74		105



KWB-CHR-MB12021172A

Description: 2 Light opal glass with chrome finishing wall lamp

Fixture Height: 63

Standard Packaging Box: 12

Net Weight (Kg): 1.3

Lamp: E14 LED 4 W x 2

L	W	D	H
485	95		63



KWB-CHR-MB48012D

Description: 2 Light clear glass with chrome finishing wall lamp, inside frosted glass

Fixture Height: 400

Standard Packaging Box: 12

Net Weight (Kg): 1.3

Lamp: G9 LED 4 W x 2

L	W	D	H
130	100		400



KWB-CHR-MB12021262A

Description: 2 Light opal glass with chrome finishing wall lamp

Fixture Height: 60

Standard Packaging Box: 12

Net Weight (Kg): 0.6

Lamp: G9 LED 4 W x 2

L	W	D	H
330	330		60





50 000 hrs



FREE
Mercury

IP20

Commercial Lights

Jaquar Lighting pushes the boundaries of commercial lighting to provide you with some of the most advanced, high performance, energy-saving lighting systems for the workplace. Choose from a wide variety of products to suit every application and meet the lighting needs of all kinds of commercial spaces, from workstations to conference rooms, reception areas to cabins, and small and large showrooms, workshops and factories.

APPLICATIONS



OFFICE



HOTELS AND
RESTAURANT



RESIDENCES



STAIRCASE



AUDITORIUM



CORRIDORS



RETAIL



HOSPITALS

Content

INDOOR COMMERCIAL LIGHTS

DOWNLIGHTS

Neve Plus (Round)	247
Neve Plus (Square)	247
Nero Plus Round	248
Areva (Round)	249
Ensava Plus	249
Neve Surface (Round)	250
Neve Surface (Square)	250
Espot	250
Nero Surface (Round)	251
Nero Surface (Square)	251

COB-DOWNLIGHTS

Teny	252
Estus Fixed	252
Estus Swivel (Round)	253
Eris Fixed	
(Low Border Deep Recess)	254
Eris Deep (Round)	255
Eris Reflector	255
Eris Fixed	256

PANELS

Sauver	257
--------	-----

Sauver	257
Sauver (Surface)	257
Sauver (Linear)	258
Ultima (1 Ft x 1 Ft)	258
Ultima (2 Ft x 2 Ft)	258
Ultima (1 Ft x 4 Ft)	259
Ultima Ultra	259
Ultima Multicolour	259

BATTENS

Glaze	260
Glaze (PC)	260
Glaze (PC) Ultra	260
T8 Retro	261
Glaze Ultra Aluminium	261

DESIGNERS LIGHTS

Lattice	264
Crystic	264
Reflectorz	264
DAZY- Trimless (Deep-Recessed)	265
Eris Surface (Deep Surface)	265
GU10	266
MR16	266

RETAIL LIGHTS

Zoom Light	270
Multiple Zoom Light	271
Focus Light (White)	272
Focus Light (Black)	272
Track Light (White)	272
Track Light (Black)	272
Accessories for Track Light	273
Epito	274
Cyno	274
Empha	274
Rene	275
Indoor Strip Light (24V DC)	275
Outdoor Strip Light (24V DC)	276
Power Supply for Indoor Strip Light	276
Power Supply for Outdoor Strip Light (IP65 rated)	276

INDUSTRIAL LIGHTS

Glaze	280
Pride (Weather Proof IP65 rating)	280
Unilite	280
Bulk Head	281
Pit Light	281
Well Glass	281
Ultralite Highbay (>130 Lm / W)	282
Highbay (>100 Lm / W)	282

ROADWAY LIGHTING SERIES

Trump	286
PCR	286
Street Light	286
Flood Light	287
Flodz (Low Wattage Floodlight)	288
Ledstar Floodlight (> 110 Lm / W)	288





Indoor Commercial Lights

Jaquar Lighting's solutions for indoor commercial spaces include a wide range of high quality Downlights, COB Downlights, Battens and Panel lights. The choice makes it easy to find the perfect solution for every décor and lighting need.

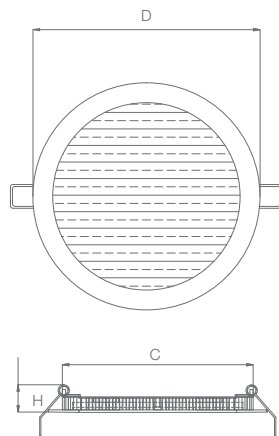
- **Downlights**
Choose from as many as 10 different design ranges with sleek profiles, and multiple shapes and specifications.
- **COB Downlights**
Jaquar's recess-mounted COB downlights are available in 3 extensive design ranges with multiple choices of illumination power.
- **Panels**
Available for recess-mounted, surface-mounted or pendant applications, Jaquar Lighting's
- **Battens and Tubes**
Jaquar offers Battens in 2 designs, a variety of outputs, and 3 different colour temperatures. Also available are a wide range of Tubes.



Downlights

Recess-mounted round panel with die cast aluminium housing

Neve Plus (Round)



Item Code	Wattage (w)	CCT (k)	Case No.
LNEP01R003XC	3	6500	20
LNEP01R003XN	3	4000	20
LNEP01R003XW	3	3000	20
LNEP01R006XC	6	6500	20
LNEP01R006XN	6	4000	20
LNEP01R006XW	6	3000	20
LNEP01R012XC	12	6500	10
LNEP01R012XN	12	4000	10
LNEP01R012XW	12	3000	10
LNEP01R015XC	15	6500	10
LNEP01R015XN	15	4000	10
LNEP01R015XW	15	3000	10
LNEP01R018XC	18	6500	10
LNEP01R018XN	18	4000	10
LNEP01R018XW	18	3000	10
LNEP01R024XC	24	6500	10
LNEP01R024XN	24	4000	10
LNEP01R024XW	24	3000	10

3 W Cutout: Ø 72 mm
Height: 20 mm

6 W Cutout: Ø 107 mm
Height: 20 mm

12 W Cutout: Ø 160 mm
Height: 20 mm

15 W Cutout: Ø 180 mm
Height: 20 mm

18 W Cutout: Ø 206 mm
Height: 20 mm

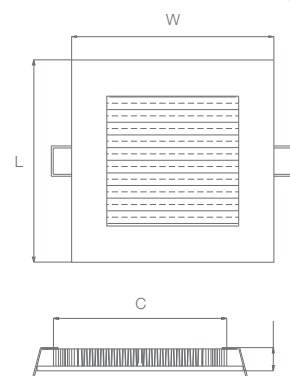
24 W Cutout: Ø 275 mm
Height: 20 mm

* THD < 10% for wattage ≥ 12 W.

Recess-mounted square panel with die cast aluminium housing

Neve Plus (Square)

Item Code	Wattage (w)	CCT (k)	Case No.
LNEP01S003XC	3	6500	20
LNEP01S003XN	3	4000	20
LNEP01S003XW	3	3000	20
LNEP01S006XC	6	6500	20
LNEP01S006XN	6	4000	20
LNEP01S006XW	6	3000	20
LNEP01S012XC	12	6500	10
LNEP01S012XN	12	4000	10
LNEP01S012XW	12	3000	10
LNEP01S015XC	15	6500	10
LNEP01S015XN	15	4000	10
LNEP01S015XW	15	3000	10
LNEP01S018XC	18	6500	10
LNEP01S018XN	18	4000	10
LNEP01S018XW	18	3000	10
LNEP01S024XC	24	6500	10
LNEP01S024XN	24	4000	10
LNEP01S024XW	24	3000	10



3 W Cutout: 72 x 72 mm
Height: 20 mm

6 W Cutout: 107 x 107 mm
Height: 20 mm

12 W Cutout: 160 x 160 mm
Height: 20 mm

15 W Cutout: 180 x 180 mm
Height: 20 mm

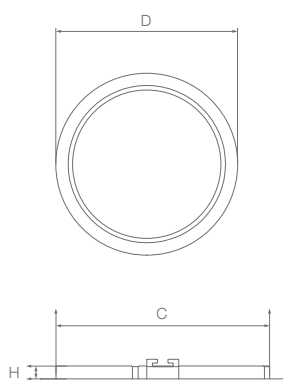
18 W Cutout: 206 x 206 mm
Height: 20 mm

24 W Cutout: 275 x 275 mm
Height: 20 mm

* THD < 10% for wattage ≥ 12 W.

Downlights

Recess-mounted round panel with die cast aluminium housing



Nero Plus (Round)

Item Code	Wattage (w)	CCT (k)	Case No.
LNRP01R003XC	3	6000	20
LNRP01R003XN	3	4000	20
LNRP01R003XW	3	3000	20
LNRP01R006XC	6	6000	20
LNRP01R006XN	6	4000	20
LNRP01R006XW	6	3000	20
LNRP01R009XC	9	6000	20
LNRP01R009XN	9	4000	20
LNRP01R009XW	9	3000	20
LNRP01R012XC	12	6000	10
LNRP01R012XN	12	4000	10
LNRP01R012XW	12	3000	10
LNRP01R015XC	15	6000	10
LNRP01R015XN	15	4000	10
LNRP01R015XW	15	3000	10
LNRP01R018XC	18	6000	10
LNRP01R018XN	18	4000	10
LNRP01R018XW	18	3000	10
LNRP01R022XC	22	6000	10
LNRP01R022XN	22	4000	10
LNRP01R022XW	22	3000	10

3 W Cutout: Ø 72 mm
Height: 20 mm

6 W Cutout: Ø 105 mm
Height: 20 mm

9 W Cutout: Ø 105 mm
Height: 20 mm

12 W Cutout: Ø 128 mm
Height: 20 mm

15 W Cutout: Ø 155 mm
Height: 20 mm

18 W Cutout: Ø 155 mm
Height: 20 mm

22 W Cutout: Ø 174 mm
Height: 20 mm

Downlights

Low depth, recess-mounted, sleek, round downlight with die cast aluminium housing & polycarbonate diffuser

Areva (Round)



Item Code	Wattage (w)	CCT (k)	Case No.
LARV01R006XC	6	6500	10
LARV01R006XN	6	4000	10
LARV01R006XW	6	3000	10
LARV01R009XC	9	6500	10
LARV01R009XN	9	4000	10
LARV01R009XW	9	3000	10
LARV01R012XC	12	6500	10
LARV01R012XN	12	4000	10
LARV01R012XW	12	3000	10
LARV01R015XC	15	6500	10
LARV01R015XN	15	4000	10
LARV01R015XW	15	3000	10
LARV01R018XC	18	6500	10
LARV01R018XN	18	4000	10
LARV01R018XW	18	3000	10
LARV01R024XC	24	6500	10
LARV01R024XN	24	4000	10
LARV01R024XW	24	3000	10

6 W Cutout: Ø 75 mm
Height: 33 mm

9 W Cutout: Ø 75 mm
Height: 33 mm

12 W Cutout: Ø 106 mm
Height: 33 mm

15 W Cutout: Ø 106 mm
Height: 33 mm

18 W Cutout: Ø 158 mm
Height: 33 mm

24 W Cutout: Ø 208 mm
Height: 33 mm

* THD < 10%

Recess-mounted round downlight with die cast aluminium housing

Ensave Plus

Item Code	Wattage (w)	CCT (k)	Case No.
LESP01R009XC	9	6500	20
LESP01R009XN	9	4000	20
LESP01R009XW	9	3000	20
LESP01R015XC	15	6500	10
LESP01R015XN	15	4000	10
LESP01R015XW	15	3000	10
LESP01R025XC	25	6500	10
LESP01R025XN	25	4000	10
LESP01R025XW	25	3000	10

9 W Cutout: Ø 100 mm
Height: 60 mm

15 W Cutout: Ø 160 mm
Height: 85 mm

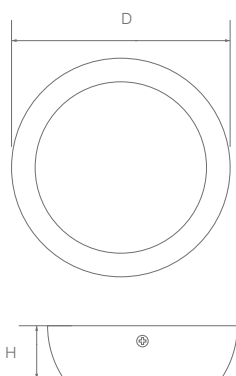
25 W Cutout: Ø 160 mm
Height: 85 mm



Downlights

Surface-mounted, round panel with die cast aluminium housing

Neve Surface (Round)

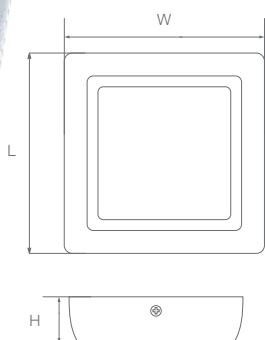


Item Code	Wattage (w)	CCT (k)	Case No.
LNVE02R006SC	6	6500	10
LNVE02R006SN	6	4000	10
LNVE02R006SW	6	3000	10
LNVE02R012SC	12	6500	10
LNVE02R012SN	12	4000	10
LNVE02R012SW	12	3000	10
LNVE02R018SC	18	6500	10
LNVE02R018SN	18	4000	10
LNVE02R018SW	18	3000	10

6 W Dia: 125 mm Height: 45 mm	12 W Dia: 175 mm Height: 45 mm	18 W Dia: 225 mm Height: 45 mm
---	--	--

Surface-mounted, square panel with die cast aluminium housing

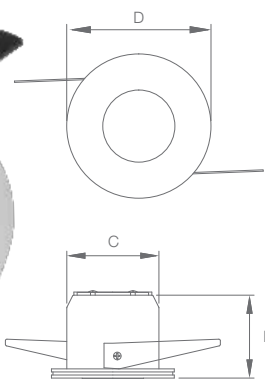
Neve Surface (Square)



Item Code	Wattage (w)	CCT (k)	Case No.
LNVE02S006SC	6	6500	10
LNVE02S006SN	6	4000	10
LNVE02S006SW	6	3000	10
LNVE02S012SC	12	6500	10
LNVE02S012SN	12	4000	10
LNVE02S012SW	12	3000	10
LNVE02S018SC	18	6500	10
LNVE02S018SN	18	4000	10
LNVE02S018SW	18	3000	10

6 W Length: 125 mm Width: 125 mm Height: 45 mm	12 W Length: 175 mm Width: 175 mm Height: 45 mm	18 W Length: 225 mm Width: 225 mm Height: 45 mm
--	---	---

Recess-mounted spotlight with aluminium housing & prismatic diffuser (white finish)



Espot

Item Code	Wattage (w)	CCT (k)	Case No.
LSPT06R002XC	2	6000	20
LSPT06R002XW	2	3000	20

2 W Cutout: Ø 32 mm Height: 25 mm

Downlights

Surface-mounted round panel with die cast aluminium housing



Nero Surface (Round)

Item Code	Wattage (w)	CCT (k)	Case No.
LNRO02R006SC	6	6500	20
LNRO02R006SN	6	4000	20
LNRO02R006SW	6	3000	20
LNRO02R012SC	12	6500	12
LNRO02R012SN	12	4000	12
LNRO02R012SW	12	3000	12
LNRO02R018SC	18	6500	12
LNRO02R018SN	18	4000	12
LNRO02R018SW	18	3000	12

6 W Dia: Ø 125 mm Height: 35 mm	12 W Dia: Ø 175 mm Height: 35 mm	18 W Dia: Ø 225 mm Height: 35 mm
---	--	--

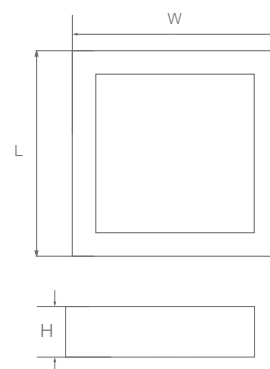
Surface-mounted square panel with die cast aluminium housing



Nero Surface (Square)

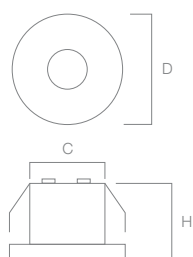
Item Code	Wattage (w)	CCT (k)	Case No.
LNRO02S006SC	6	6500	20
LNRO02S006SN	6	4000	20
LNRO02S006SW	6	3000	20
LNRO02S012SC	12	6500	12
LNRO02S012SN	12	4000	12
LNRO02S012SW	12	3000	12
LNRO02S018SC	18	6500	12
LNRO02S018SN	18	4000	12
LNRO02S018SW	18	3000	12

6 W Length: 125 mm Width: 125 mm Height: 35 mm	12 W Length: 175 mm Width: 175 mm Height: 35 mm	18 W Length: 225 mm Width: 225 mm Height: 35 mm
--	---	---



COB-Downlights

Recess-mounted COB spotlight with aluminium housing (white finish)



Teny

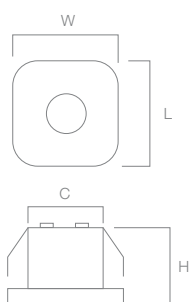
Item Code	Wattage (w)	CCT (k)	Case No.
LTNY01R002XW	2	3000	50
LTNY01S002XW	2	3000	50

Round: 2 W

Cutout: Ø 27 mm
Height: 27 mm

Square: 2 W

Length x Width: 38 x 38 mm
Height: 27 mm



Recess-mounted, COB-based, round fixed downlight with die cast aluminium housing and 60° beam angle

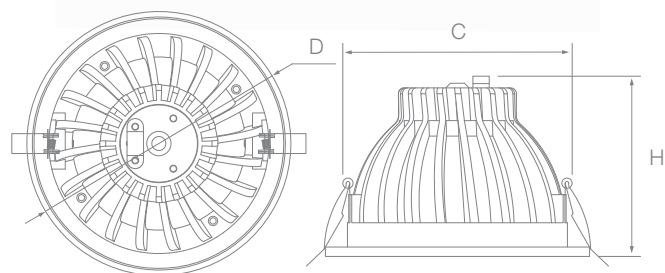
Estus Fixed

Item Code	Wattage (w)	CCT (k)	Case No.
LETS01R010XC	10	6500	20
LETS01R010XN	10	4000	20
LETS01R010XW	10	3000	20
LETS01R020XC	20	6500	10
LETS01R020XN	20	4000	10
LETS01R020XW	20	3000	10
LETS01R030XC	30	6500	10
LETS01R030XN	30	4000	10
LETS01R030XW	30	3000	10

10 W Cutout: Ø 97 mm
Height: 65 mm

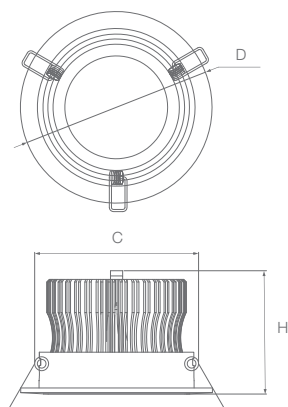
20 W Cutout: Ø 121 mm
Height: 86 mm

30 W Cutout: Ø 156 mm
Height: 96 mm



COB-Downlights

Recess-mounted, COB-based, round tiltable downlight with die cast aluminium housing and 36° beam angle



Estus Swivel (Round)

Item Code	Wattage (w)	CCT (k)	Case No.
LETS36R003XC	3	6500	20
LETS36R003XN	3	4000	20
LETS36R003XW	3	3000	20
LETS36R006XC	6	6500	20
LETS36R006XN	6	4000	20
LETS36R006XW	6	3000	20
LETS36R009XC	9	6500	20
LETS36R009XN	9	4000	20
LETS36R009XW	9	3000	20
LETS36R012XC	12	6500	20
LETS36R012XN	12	4000	20
LETS36R012XW	12	3000	20
LETS36R015XC	15	6500	20
LETS36R015XN	15	4000	20
LETS36R015XW	15	3000	20
LETS36R018XC	18	6500	10
LETS36R018XN	18	4000	10
LETS36R018XW	18	3000	10
LETS36R024XC	24	6500	10
LETS36R024XN	24	4000	10
LETS36R024XW	24	3000	10
LETS36R030XC	30	6500	10
LETS36R030XN	30	4000	10
LETS36R030XW	30	3000	10

3 W Cutout: Ø 58 mm
Height: 50 mm

12 W Cutout: Ø 95 mm
Height: 85 mm

24 W Cutout: Ø 118 mm
Height: 85 mm

6 W Cutout: Ø 74 mm
Height: 65 mm

15 W Cutout: Ø 95 mm
Height: 85 mm

30 W Cutout: Ø 118 mm
Height: 100 mm

9 W Cutout: Ø 74 mm
Height: 65 mm

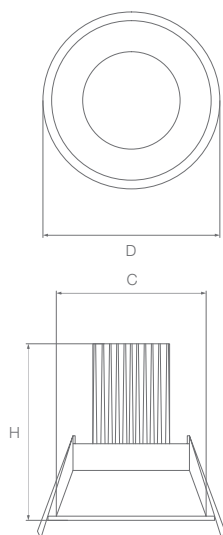
18 W Cutout: Ø 118 mm
Height: 85 mm

**Beam angle of 25° is available on request*

* THD < 10% for wattage ≥ 6 W.

COB-Downlights

Deep recess-mounted, COB based round fixed downlight with die cast aluminium housing and 24° beam angle



Eris Fixed (Low Border Deep Recess)

Item Code	Wattage (w)	CCT (k)	Case No.
LERS02R005XC	5	6500	20
LERS02R005XN	5	4000	20
LERS02R005XW	5	3000	20
LERS02R010XC	10	6500	20
LERS02R010XN	10	4000	20
LERS02R010XW	10	3000	20
LERS02R015XC	15	6500	10
LERS02R015XN	15	4000	10
LERS02R015XW	15	3000	10
LERS02R020XC	20	6500	10
LERS02R020XN	20	4000	10
LERS02R020XW	20	3000	10

5 W Cutout: Ø 47 mm
Height: 100 mm

10 W Cutout: Ø 69 mm
Height: 110 mm

15 W Cutout: Ø 80 mm
Height: 120 mm

20 W Cutout: Ø 115 mm
Height: 130 mm

* THD < 10%
* CRI > 90

COB-Downlights

Deep recess-mounted, COB based swivel downlight with 38° beam angle



Eris Deep (Round)

Item Code	Wattage (w)	CCT (k)	Case No.
LERS03R007XC	7	6500	20
LERS03R007XN	7	4000	20
LERS03R007XW	7	3000	20
LERS03R012XC	12	6500	10
LERS03R012XN	12	4000	10
LERS03R012XW	12	3000	10
LERS03R020XC	20	6500	20
LERS03R020XN	20	4000	20
LERS03R020XW	20	3000	20
LERS03R030XC	30	6500	10
LERS03R030XN	30	4000	10
LERS03R030XW	30	3000	10

7 W Cutout: Ø 78 mm

Height: 68 mm

12 W Cutout: Ø 92 mm

Height: 85 mm

20 W Cutout: Ø 117 mm

Height: 105 mm

30 W Cutout: Ø 148 mm

Height: 115 mm

* THD < 10%, CRI > 90

Recess-mounted, COB based downlight with die cast aluminium housing and anodized reflector



Eris Reflecto

Item Code	Wattage (w)	CCT (k)	Case No.
LERS04R007XC	7	6500	50
LERS04R007XN	7	4000	50
LERS04R007XW	7	3000	50
LERS04R012XC	12	6500	10
LERS04R012XN	12	4000	10
LERS04R012XW	12	3000	10
LERS04R020XC	20	6500	20
LERS04R020XN	20	4000	20
LERS04R020XW	20	3000	20
LERS04R030XC	30	6500	20
LERS04R030XN	30	4000	20
LERS04R030XW	30	3000	20

7 W Cutout: Ø 75mm

Height: 43 mm

Beam angle: 38°

12 W Cutout: Ø 97 mm

Height: 53 mm

Beam angle: 43°

20 W Cutout: Ø 140 mm

Height: 75 mm

Beam angle: 52°

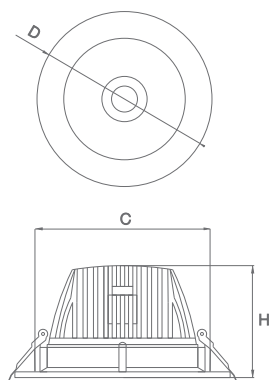
30 W Cutout: Ø 140 mm

Height: 75 mm

Beam angle: 52°

COB-Downlights

Recess-mounted, COB based downlight with die cast aluminium housing and clear glass



Eris Fixed

Item Code	Wattage (w)	CCT (k)	Case No.
LERS05R007XC	7	6500	50
LERS05R007XN	7	4000	50
LERS05R007XW	7	3000	50
LERS05R012XC	12	6500	40
LERS05R012XN	12	4000	40
LERS05R012XW	12	3000	40
LERS05R020XC	20	6500	10
LERS05R020XN	20	4000	10
LERS05R020XW	20	3000	10
LERS05R035XC	35	6500	10
LERS05R035XN	35	4000	10
LERS05R035XW	35	3000	10

7 W Cutout: Ø 80 mm
Height: 60 mm
Beam angle: 33°


12 W Cutout: Ø 100 mm
Height: 65 mm
Beam angle: 45°

20 W Cutout: Ø 130 mm
Height: 75 mm
Beam angle: 45°

35 W Cutout: Ø 185 mm
Height: 95 mm
Beam angle: 50°

Panels

Ultra slim panel made from extruded aluminium housing frame (recess / pendant) 1 Ft x 1 Ft.



Sauver

Item Code	Wattage (w)	CCT (k)	Case No.
LSVR01S020XC	20	6000	2
LSVR01S020XN	20	4000	2
LSVR01S020XW	20	3000	2

20 W Length x Width: 296 x 296 mm
Height: 10 mm

*Surface mount option available

*Accessories separate

Ultra slim panel made from extruded aluminium housing frame (recess / pendant) 2 Ft x 2 Ft.



Sauver

Item Code	Wattage (w)	CCT (k)	Case No.
LSVR01S036XC	36	6000	2
LSVR01S036XN	36	4000	2
LSVR01S036XW	36	3000	2
LSVR01S040XC	40	6000	1
LSVR01S040XN	40	4000	1

36 W / 40 W Length x Width: 596 x 596 mm

Height: 10 mm

*Accessories separate

Surface-mounted panel made from extruded aluminium housing (surface) 2 Ft x 2 Ft.



Sauver (Surface)


Item Code	Wattage (w)	CCT (k)	Case No.
LSVR01S036SC	36	6000	1
LSVR01S036SN	36	4000	1

36 W

Length x Width: 600 x 600 mm
Height: 55 mm

Panels

Ultra-slim panel made from extruded aluminium housing frame (pendant) 1 Ft x 4 Ft.



Sauver (Linear)

Item Code	Wattage (w)	CCT (k)	Case No.
LSVR03S042XC	42	6000	1
LSVR03S042XN	42	4000	1
LSVR03S042XW	42	3000	1

42 W

Length x Width: 1196 x 296 mm

Height: 10 mm

*Surface-mount option available

*Accessories separate

Recess-mounted panel with white powder-coated CRCA housing and full mounted acrylic diffuser (1 Ft x 1 Ft).



Ultima

Item Code	Wattage (w)	CCT (k)	Case No.
LULT01S020XC	20	6000	2
LULT01S020XN	20	4000	2
LULT01S020XW	20	3000	2

20 W Length x Width: 280 x 280 mm

Height: 60 mm

Recess-mounted panel with white powder-coated CRCA housing and full mounted window acrylic diffuser (2 Ft x 2 Ft).



Ultima

Item Code	Wattage (w)	CCT (k)	Case No.
LULT02S036XC	36	6000	2
LULT02S036XN	36	4000	2
LULT02S036XW	36	3000	2
LULT10S036XC*	36	6500	2
LULTSLS036XC*	36	6500	2
LULT01S042XC	42	6000	2
LULT01S042XN	42	4000	2
LULT01S042XW	42	3000	2

42 W / 36 W Length x Width: 580 x 580 mm


Height: 60 mm

*Height: 35 mm

* LULT10S036XC & LULTSLS036XC with THD < 10%

Panels

Recess-mounted panel with white powder-coated CRCA housing and full mounted acrylic diffuser (1 Ft x 4 Ft).



Ultima

Item Code	Wattage (w)	CCT (k)	Case No.
LULT04S036XC	36	6000	2
LULT04S036XN	36	4000	2
LULT04S036XW	36	3000	2

36 W Cutout: 1180 x 280 mm
Height: 60 mm

High efficacy, recess-mounted panel with white powder-coated CRCA housing and full mounted acrylic diffuser (2 Ft x 2 Ft) 125 Lm / W for 36 W & 120 Lm / W for 24 W.



Ultima Ultra

Item Code	Wattage (w)	CCT (k)	Case No.
LULTU1S024XC	24	6500	2
LULTU1S036XC	36	6500	2

24 W Cutout: 580 x 580 mm
Height: 60 mm

36 W Cutout: 580 x 580 mm
Height: 60 mm

Multi-colour changeable recess-mounted panel with white powder-coated CRCA housing and full mounted acrylic diffuser (2 Ft x 2 Ft).



Ultima Multicolour

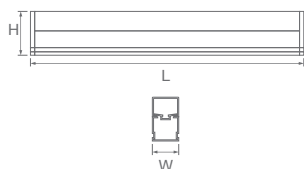
Item Code	Wattage (w)	CCT (k)	Case No.
LULT01S036XM	36	3000 / 4000 / 6500	2

36 W Cutout: 580 x 580 mm
Height: 60 mm

*Colour changes through switching

Battens-Tubes

High quality batten with extruded aluminium housing and decorative end caps



Glaze

Item Code	Wattage (w)	CCT (k)	Case No.
LGLZ01X010XC	10	6500	20
LGLZ01X010XN	10	4000	20
LGLZ01X010XW	10	3000	20
LGLZ01X020XC	20	6500	20
LGLZ01X020XN	20	4000	20
LGLZ01X020XW	20	3000	20
LGLZ01X024XC	24	6500	20
LGLZ01X024XN	24	4000	20
LGLZ01X024XW	24	3000	20

10 W

Length: 570 mm
Width: 22 mm
Height: 37 mm

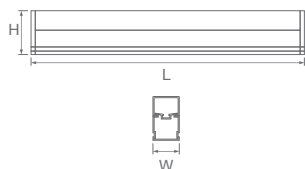
20 W

Length: 1135 mm
Width: 22 mm
Height: 37 mm

24 W

Length: 1185 mm
Width: 22 mm
Height: 37 mm

High quality batten with polycarbonate housing and decorative end caps



Glaze (PC)

Item Code	Wattage (w)	CCT (k)	Case No.
LGLZPCX020XC	20	6500	20
LGLZPCX020XN	20	4000	20
LGLZPCX020XW	20	3000	20

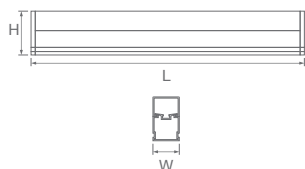
20 W

Length: 1135 mm
Width: 22 mm
Height: 37 mm

High quality batten with polycarbonate housing and decorative end caps



(22 W = 2800 lumens)
for 6500 K



Glaze Ultra (PC)

Item Code	Wattage (w)	CCT (k)	Case No.
LGLZPCX022XC	22	6500	20
LGLZPCX022XW	22	3000	20

22 W

Length: 1145 mm
Width: 30 mm
Height: 40 mm

Battens-Tubes

Indoor tube light with aluminium housing and polycarbonate diffuser



T8 Retro Tube

Item Code	Wattage (w)	CCT (k)	Case No.
LTBL01X010XC	10	6000	10
LTBL01X010XW	10	3000	10
LTBL01X018XC	18	6000	10
LTBL01X018XW	18	3000	10
LTBL01X020XC	20	6000	10
LTBL01X020XW	20	3000	10

10 W Length: 600 mm
Height: Ø 30 mm

18 W Length: 1200 mm
Height: Ø 30 mm

20 W Length: 1200 mm
Height: Ø 30 mm

High quality batten with extruded aluminium housing and decorative end caps



*22 W - 2650 Lumen

Glaze Ultra Aluminium

Item Code	Wattage (w)	CCT (k)	Case No.
LGLZU1X022XC	22	6500	20
LGLZU1X022XN	22	4000	20
LGLZU1X022XW	22	3000	20

22 W

Length: 1135 mm
Width: 20 mm
Height: 35 mm



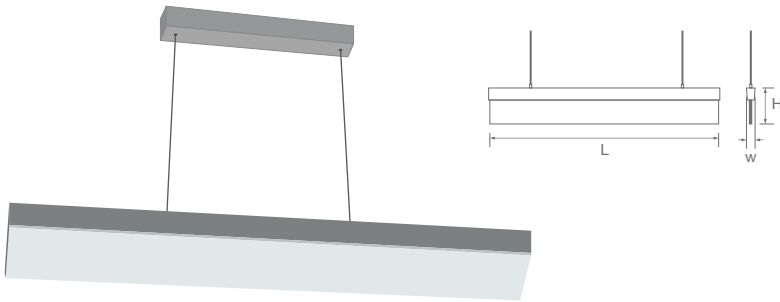


Designer Lights

Jaquar has two stunning offerings in its Designer Lighting series, with more on the way, that bring state-of-the-art lighting solutions to commercial spaces. Any space that uses the Trius or Lattice lights moves several notches up the scale in aesthetic appeal.

Designer Lighting Series

Suspended opti-flow linear light with contemporary design for modern office spaces

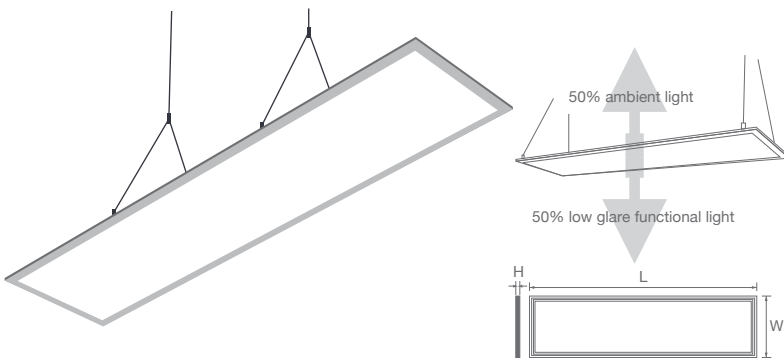


Lattice

Item Code	Wattage (w)	CCT (k)	Case No.
LLTC01S040XN	40	4000	1
LLTC01S040XW	40	3000	1

Length x Width x Height: 1180 x 15 x 125 mm

Suspended light with contemporary design for modern office spaces (up and downlight) (50:50)



Crystic

Item Code	Wattage (w)	CCT (k)	Case No.
LCRY01S040XN	40	4000	1
LCRY01S040XW	40	3000	1

Length x Width x Height: 1196 x 296 x 9 mm

Deep recessed, anti-glare light with die cast aluminium housing, aluminium heat sink and tiltable arrangement



Reflectorz

Item Code	Wattage (w)	CCT (k)	Case No.
LSYGRDR007XN	7	4000	20
LSYGRDR007XW	7	3000	20
LSYGRDR009XN	9	4000	20
LSYGRDR009XW	9	3000	20
LSYGRDR012XN	12	4000	20
LSYGRDR012XW	12	3000	20

7 W, 9 W, 12 W Cutout: Ø68 mm
Height: 93 mm

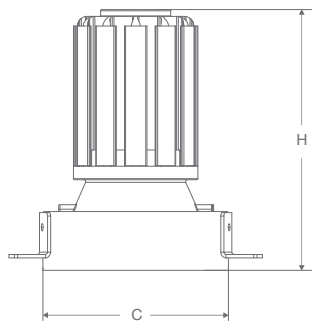
Item Code	Wattage (w)	CCT (k)	Case No.
LSYGOVR007XW	7	3000	20
LSYGOVR007XN	7	4000	20
LSYGOVR009XW	9	3000	20
LSYGOVR009XN	9	4000	20
LSYGOVR012XW	12	3000	20
LSYGOVR012XN	12	4000	20

7 W, 9 W, 12 W Cutout: Ø68 mm
Height: 93 mm

*THD <10%, CRI > 90
2700k available on request

Designer Lighting Series

Recess-mounted COB based, trimless, fixed downlight with die cast aluminium housing. Adjustable height and tempered transparent glass diffuser with 36° beam angle



DAZY- Trimless (Deep-Recessed)

Item Code	Wattage (w)	CCT (k)	Case No.
LDZY01R008XC	8	6500	36
LDZY01R008XN	8	4000	36
LDZY01R008XW	8	3000	36
LDZY01R012XC	12	6500	27
LDZY01R012XN	12	4000	27
LDZY01R012XW	12	3000	27
LDZY01R018XC	18	6500	22
LDZY01R018XN	18	4000	22
LDZY01R018XW	18	3000	22

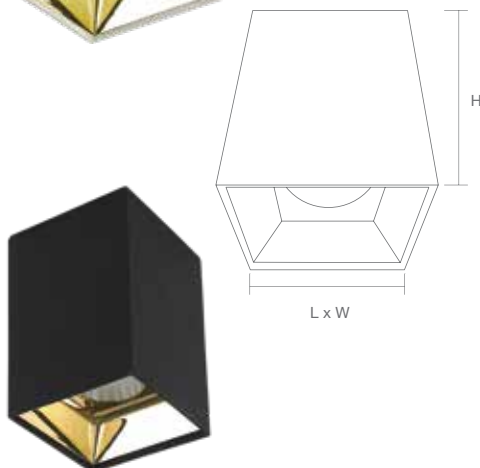
8 W Cutout: Ø62 mm
Height: 94 mm

12 W Cutout: Ø85 mm
Height: 115 mm

18 W Cutout: Ø100 mm
Height: 129 mm

Surface-mounted COB downlight with die cast aluminium housing and gold finish reflector and 30° beam angle

Eris Surface (Deep Surface)



Item Code	Wattage (w)	CCT (k)	Case No.
LERSWGS012SC	12	6500	40
LERSWGS012SN	12	4000	40
LERSWGS012SW	12	3000	40
LERSWGS020SC	20	6500	30
LERSWGS020SN	20	4000	30
LERSWGS020SW	20	3000	30
LERSWGS030SC	30	6500	16
LERSWGS030SN	30	4000	16
LERSWGS030SW	30	3000	16

Item Code	Wattage (w)	CCT (k)	Case No.
LERSBGS012SC	12	6500	40
LERSBGS012SN	12	4000	40
LERSBGS012SW	12	3000	40
LERSBGS020SC	20	6500	30
LERSBGS020SN	20	4000	30
LERSBGS020SW	20	3000	30
LERSBGS030SC	30	6500	16
LERSBGS030SN	30	4000	16
LERSBGS030SW	30	3000	16

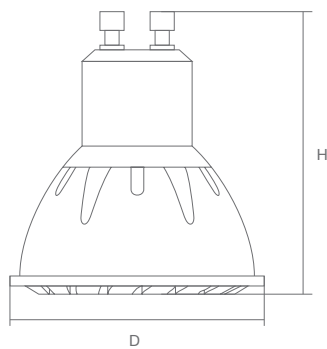
12 W
Length: 73 mm
Width: 73 mm
Height: 95 mm

20 W
Length: 95 mm
Width: 95 mm
Height: 110 mm

30 W
Length: 115 mm
Width: 115 mm
Height: 125 mm

Designer Lighting Series

Decorative, energy efficient, flicker-free low power consumption bulb



GU10

Item Code	Wattage (w)	CCT (k)	Case No.
LGU10XX005XN	5	4000	200
LGU10XX005XW	5	2700	200
LGU10XX006DN*	6	4000	200
LGU10XX006DW*	6	2700	200
LGU10XX007XN	7	4000	200
LGU10XX007XW	7	2700	200

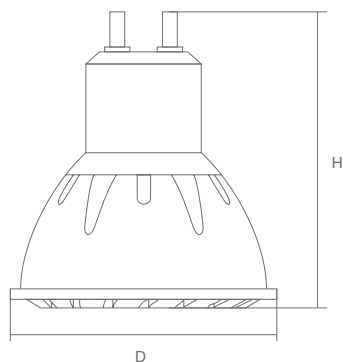
*Dimmable product

5 W Dia: Ø50 mm
Height: 55 mm

6 W Dia: Ø50 mm
Height: 55 mm

7 W Dia: Ø50 mm
Height: 55 mm

Decorative, energy efficient, flicker-free low power consumption bulb



MR16

Item Code	Wattage (w)	CCT (k)	Case No.
LMR16XX007XN	7	4000	200
LMR16XX007XW	7	3000	200

7 W Dia: Ø50 mm
Height: 55 mm





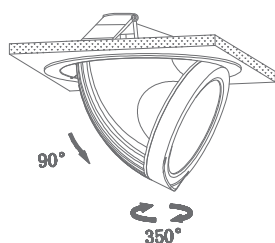
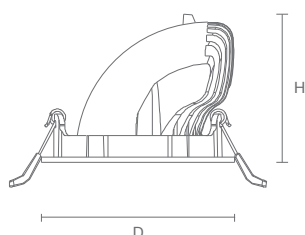
Retail Lighting

For the specialised needs of the retail industry, Jaquar offers a complete range of recess-mounted and surface-mounted spot lights, strip lights and accessories, which make innovative and highly attractive product lighting possible.

Retail Lighting Series

Recess-mounted zoom light with powder-coated die cast aluminium housing and anodized aluminium reflector.
38° beam angle

(CRI > 90*)



Zoom Light

Item Code	Wattage (w)	CCT (k)	Case No.
LZOM01R015XC	15	6500	1
LZOM01R015XN	15	4000	1
LZOM01R015XW	15	3000	1
LZOM01R025XC	25	6500	1
LZOM01R025XN	25	4000	1
LZOM01R025XW	25	3000	1
LZOM01R035XC	35	6500	1
LZOM01R035XN	35	4000	1
LZOM01R035XW	35	3000	1

15 W Cutout: 85 mm
Height: 72 mm

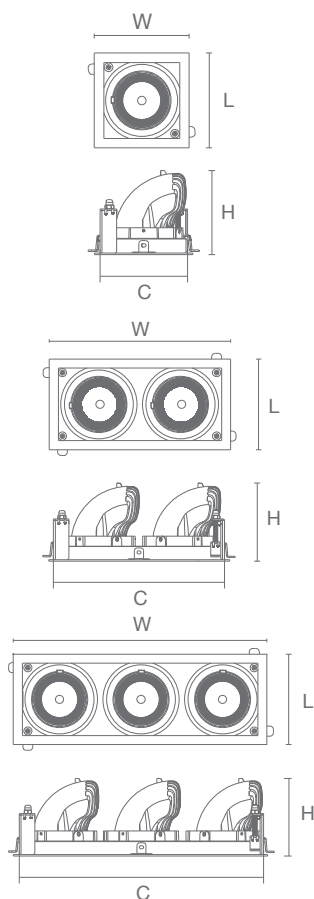
25 W Cutout: 140 mm
Height: 121 mm

35 W Cutout: 140 mm
Height: 121 mm

* CRI > 90, THD <10%

Retail Lighting Series

Recess-mounted, COB based multiple zoom light with die cast aluminium housing, anodized reflector and tempered transparent glass diffuser. 40° beam angle



Multiple Zoom Light

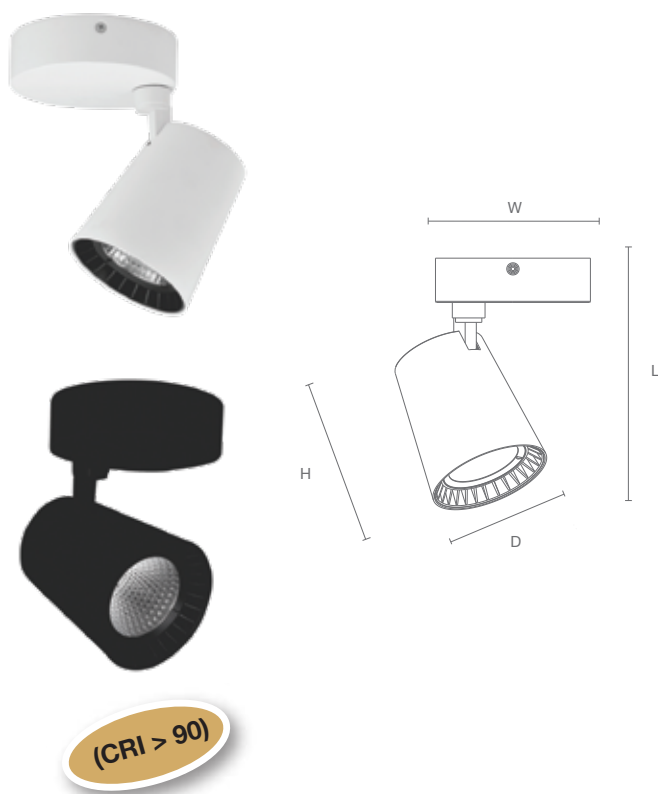
Item Code	Wattage (w)	CCT (k)	Case No.
LZOMMLR115XC	15	6500	40
LZOMMLR115XN	15	4000	40
LZOMMLR115XW	15	3000	40
LZOMMLR135XC	35	6500	12
LZOMMLR135XN	35	4000	12
LZOMMLR135XW	35	3000	12
LZOMMLR215XC	2x15	6500	20
LZOMMLR215XN	2x15	4000	20
LZOMMLR215XW	2x15	3000	20
LZOMMLR235XC	2x35	6500	8
LZOMMLR235XN	2x35	4000	8
LZOMMLR235XW	2x35	3000	8
LZOMMLR315XC	3x15	6500	16
LZOMMLR315XN	3x15	4000	16
LZOMMLR315XW	3x15	3000	16
LZOMMLR335XC	3x35	6500	6
LZOMMLR335XN	3x35	4000	6
LZOMMLR335XW	3x35	3000	6

15 W Cutout: 92 x 92 mm
 Height: 86 mm
35 W Cutout: 160 x 160 mm
 Height: 139 mm
2 x 15 Cutout: 192 x 92 mm
 Height: 86 mm
3 x 15 Cutout: 270 x 92 mm
 Height: 86 mm
2 x 35 Cutout: 335 x 160 mm
 Height: 139 mm
3 x 35 Cutout: 485 x 160 mm
 Height: 139 mm
 CRI > 90

Retail Lighting Series

Surface-mounted, powder coated focus light with die cast aluminium housing and anodized aluminium reflector. Clear diffuser and fully adjustable with 40° beam angle

Focus Light



Item Code	Wattage (w)	CCT (k)	Case No.
LFCL01R010XC	10	5000	1
LFCL01R010XN	10	4000	1
LFCL01R010XW	10	3000	1
LFCL01R020XC	20	5000	1
LFCL01R020XN	20	4000	1
LFCL01R020XW	20	3000	1
LFCL01R030XC	30	5000	1
LFCL01R030XN	30	4000	1
LFCL01R030XW	30	3000	1

10 W

Length: 195 mm
Width: 110 mm
Height: 106 mm

20 W

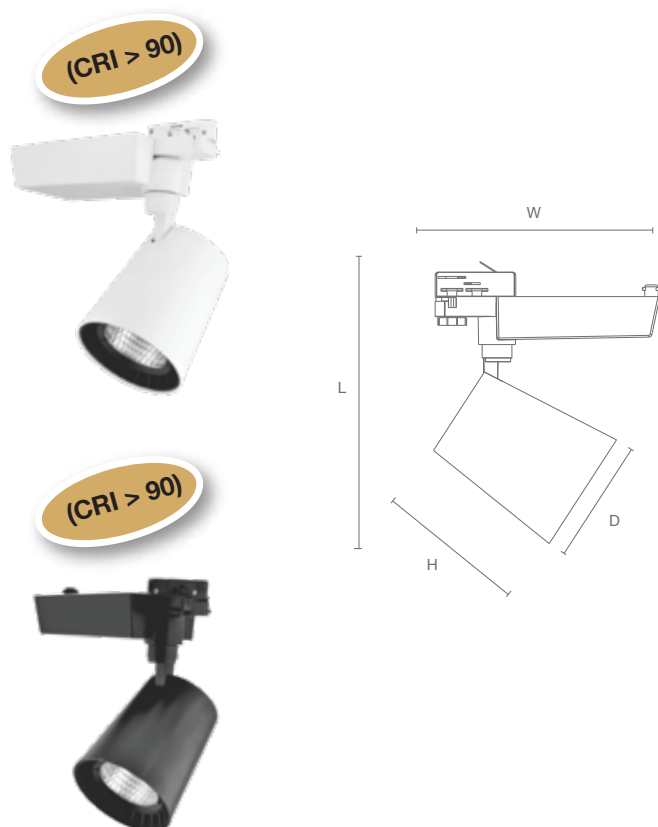
Length: 198 mm
Width: 140 mm
Height: 130 mm

30 W

Length: 198 mm
Width: 140 mm
Height: 130 mm

Track-mounted round focus light with moveable base. Fully adjustable with aluminium housing (including driver casing). 40° beam Angle

Track Light



Item Code	Wattage (w)	CCT (k)	Case No.
LTRLW1R010XC	10	5000	1
LTRLW1R010XN	10	4000	1
LTRLW1R010XW	10	3000	1
LTRLW1R020XC	20	5000	1
LTRLW1R020XN	20	4000	1
LTRLW1R020XW	20	3000	1
LTRLW1R030XC	30	5000	1
LTRLW1R030XN	30	4000	1
LTRLW1R030XW	30	3000	1

LTRLB1R010XC

LTRLB1R010XN

LTRLB1R010XW

LTRLB1R020XC

LTRLB1R020XN

LTRLB1R020XW

LTRLB1R030XC

LTRLB1R030XN

LTRLB1R030XW

LTRLB1R030XW

LTRLB1R030XW

LTRLB1R030XW

LTRLB1R030XW

LTRLB1R030XW

LTRLB1R030XW

LTRLB1R030XW

LTRLB1R030XW

LTRLB1R030XW

LTRLB1R030XW

LTRLB1R030XW

LTRLB1R030XW

LTRLB1R030XW

LTRLB1R030XW

10 W

Dia: 78 mm
Length: 205 mm
Width: 192 mm
Height: 106 mm

20 W

Dia: 110 mm
Length: 268 mm
Width: 240 mm
Height: 131 mm

30 W

Dia: 110 mm
Length: 268 mm
Width: 240 mm
Height: 131 mm

Accessories for Track Light

2 Line Track

Item Code	Length	Colour
LTRK2L1MTRBL	1 MTR	BLK
LTRK2L1MTRWH	1 MTR	WHT
LTRK2L2MTRBL	2 MTR	BLK
LTRK2L2MTRWH	2 MTR	WHT

3 Line Track

Item Code	Length	Colour
LTRK3L1MTRBL	1 MTR	BLK
LTRK3L1MTRWH	1 MTR	WHT
LTRK3L2MTRBL	2 MTR	BLK
LTRK3L2MTRWH	2 MTR	WHT

2 Line Track Connector

Item Code	Shape	Colour
LTRCBL2LISHP	I	BLK
LTRCBL2LLSHP	L	BLK
LTRCBL2LTSHP	T	BLK

3 Line Track Connector

Item Code	Shape	Colour
LTRCBL3LISHP	I	BLK
LTRCWH3LISHP	I	WHT
LTRCBL3LLSHP	L	BLK
LTRCWH3LLSHP	L	WHT
LTRCBL3LXSHP	X	BLK
LTRCWH3LXSHP	X	WHT
LTRCBL3LTSHP	T	BLK
LTRCWH3LTSHP	T	WHT

Retail Lighting Series

Recessed directional COB downlight with die cast aluminium housing



Epito

Item Code	Wattage (w)	CCT (k)	Case No.
LEP001R012XC	12	6500	10
LEP001R012XN	12	4000	10
LEP001R012XW	12	3000	10
LEP001R020XC	20	6500	10
LEP001R020XN	20	4000	10
LEP001R020XW	20	3000	10

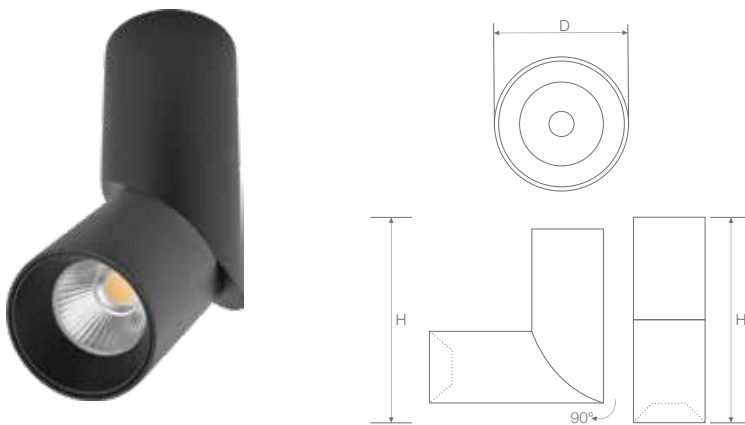
12 W

Cutout: ø75 mm
Dia: 85 mm
Height: 70 mm

20 W

Cutout: 95 mm
Dia: 108 mm
Height: 85 mm

Deep recessed surface mount focus light with die cast aluminium housing




Cyno

Item Code	Wattage (w)	CCT (k)	Case No.
LCYN01R010SC	10	6500	20
LCYN01R010SN	10	4000	20
LCYN01R010SW	10	3000	20

10 W

Dia: 42 mm
Height: 120 mm

Deep recessed extended COB focus light with die cast aluminium housing



Empha

Item Code	Wattage (w)	CCT (k)	Case No.
LEMP01R007XC	7	6500	20
LEMP01R007XN	7	4000	20
LEMP01R007XW	7	3000	20
LEMP01R015XC	15	6500	10
LEMP01R015XN	15	4000	10
LEMP01R015XW	15	3000	10

7 W

Cutout: ø62 mm
Dia: 72 mm
Height: 98 mm

15 W

Cutout: 90 mm
Dia: 103 mm
Height: 99 mm

Retail Lighting Series

Recess-mounted, COB based tiltable linear spotlight with die cast aluminium housing and 30° beam angle



Rene

Item Code	Wattage (w)	CCT (k)	Case No.
LRNE01S002XC	2	6500	60
LRNE01S002XN	2	4000	60
LRNE01S002XW	2	3000	60
LRNE01S006XC	6	6500	48
LRNE01S006XN	6	4000	48
LRNE01S006XW	6	3000	48
LRNE01S010XC	10	6500	40
LRNE01S010XN	10	4000	40
LRNE01S010XW	10	3000	40
LRNE01S020XC	20	6500	25
LRNE01S020XN	20	4000	25
LRNE01S020XW	20	3000	25
LRNE01S030XC	30	6500	20
LRNE01S030XN	30	4000	20
LRNE01S030XW	30	3000	20

2 W

Cutout: 50 x 47 mm
Length: 55 mm
Width: 55 mm
Height: 47 mm

6 W

Cutout: 111 x 47 mm
Length: 116 mm
Width: 55 mm
Height: 47 mm

10 W

Cutout: 153 x 47 mm
Length: 158 mm
Width: 55 mm
Height: 47 mm

20 W

Cutout: 286 x 47 mm
Length: 290 mm
Width: 55 mm
Height: 47 mm

30 W

Cutout: 419 x 47 mm
Length: 423 mm
Width: 55 mm
Height: 47 mm

IP20 rated strip light suitable for indoor applications with different colours and wattages. Standard 5.0 mtr roll



Indoor Strip Light (24 V DC)

Item Code	Wattage (w)	CCT (k)	Case No.
LSTP03X005XC	25	6000	5
LSTP03X005XN	25	4000	5
LSTP03X005XW	25	3000	5
LSTP03X005XB	25	Blue	5
LSTP03X008XC	40	6000	5
LSTP03X008XW	40	3000	5
LSTP03X015XC	75	6000	5
LSTP03X015XW	75	3000	5
LSTP03X015XM	75	RGB	5
LSTP03X008XM	40	RGB	5

25 W

Width: 8 mm
Height: 2.5 mm

40 W


Width: 8 mm
Height: 2.5 mm

75 W

Width: 8 mm
Height: 2.5 mm

Retail Lighting Series

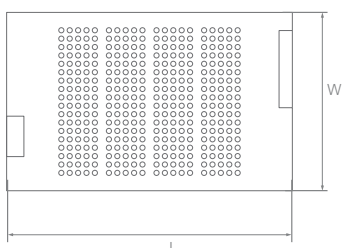
IP65 rated strip light suitable for outdoor applications with different colours and wattages. Standard 5.0 mtr roll



Outdoor Strip Light (24 V DC)

Item Code	Wattage (w)	CCT (k)	Case No.
LSTP04X005XC	25	6000	5
LSTP04X005XW	25	3000	5
LSTP04X015XC	75	6000	5
LSTP04X015XW	75	3000	5
LSTP04X008XM	40	RGB	5
LSTP04X015XM	75	RGB	5

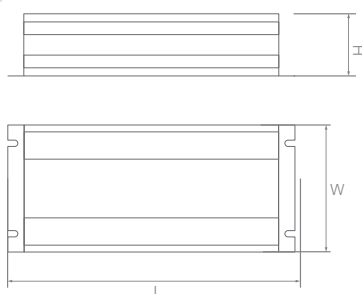
25 W Width: 10 mm Height: 4.5 mm	40 W Width: 10 mm Height: 4.5 mm	75 W Width: 10 mm Height: 4.5 mm
---	---	---



Power Supply for Indoor Strip Light

Item Code	Wattage (w)
LDRV01S030XX	30
LDRV01S048XX	48
LDRV01S060XX	60
LDRV01S072XX	72
LDRV01S096XX	96

*Prices on request for RGB controller & amplifier



Power Supply for Outdoor Strip Light (IP65 rated)

Item Code	Wattage (w)
LDRV02S030XX	30
LDRV02S048XX	48
LDRV02S060XX	60
LDRV02S072XX	72
LDRV02S096XX	96

*Prices on request for RGB controller & amplifier






Industrial Lighting

For the heavy-duty lighting requirements of industrial plants, factories and shop floors, Jaquar has high-powered, long-lasting solutions. Choose from weather-proof, corrosion-resistant lights, twin-tube lights, bulk heads, and suspended, industrial COB highbay lights in a wide range of options.

Industrial Lighting Series

High quality batten with extruded aluminium housing and decorative end caps




Glaze

Item Code	Wattage (w)	CCT (k)	Case No.
LGLZ01X040XC	40	6500	10
LGLZ01X040XN	40	6500	10
LGLZ01X040XW	40	6500	10

40 W

Length: 1185 mm
Width: 25 mm
Height: 45 mm

Corrosion and impact resistant batten with polycarbonate housing. Dust and water proof



Pride (Weather Proof IP65 rating)

Item Code	Wattage (w)	CCT (k)	Case No.
LPRD01X020XC	20	6000	1
LPRD01X020XW	20	3000	1
LPRD01X040XC	40	6000	1
LPRD01X040XW	40	3000	1

20 W

Length: 590 mm
Width: 86 mm
Height: 67 mm

40 W

Length: 1180 mm
Width: 86 mm
Height: 67 mm

Single or twin tube with powder coated MS box



Unilite

Item Code	Wattage (w)	CCT (k)	Case No.
LUNI01X120XC	20	6500	1
LUNI01X120XW	20	3000	1
LUNI01X220XC	40	6500	1
LUNI01X220XW	40	3000	1
LRFT01XXXXXX (Reflector)	-	-	1

20 W

Length: 1251 mm
Width: 47 mm
Height: 78 mm

40 W

Length: 1251 mm
Width: 110 mm
Height: 78 mm

Industrial Lighting Series

Bulk head with pressure die cast aluminium housing and acrylic diffuser (IP65 protection)




Bulk Head

Item Code	Wattage (w)	CCT (k)	Case No.
LBLK02X010XC	10	6500	1
LBLK02X010XN	10	4000	1
LBLK02X010XW	10	3000	1

10 W

Length: 193 mm
Width: 118 mm
Height: 56 mm

Pit light with die cast aluminium housing and clear polycarbonate diffuser (IP66 rating)



Pit Light

Item Code	Wattage (w)	CCT (k)	Case No.
LPIT01R016XC	16	6000	20

16 W

Length: 240 mm
Width: 130 mm
Height: 90 mm

Well glass light with die cast aluminium housing and polycarbonate diffuser (IP65 rating)



Well Glass

Item Code	Wattage (w)	CCT (k)	Case No.
LWGL01X030XC	30	6500	4
LWGL01X035XC	35	6500	4
LWGL01X040XC	40	6500	4

30 W Dia: Ø130 mm
Height: 206 mm

35 W Dia: Ø130 mm
Height: 206 mm

40 W Dia: Ø130 mm
Height: 206 mm

*3000K/4000K available on request

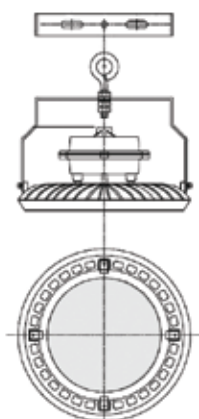
Industrial Lighting Series

Discrete highbay light with die cast aluminium housing offering lumen intensity >130 Lm/W. Excellent thermal management with compact heat sink (IP65 rating)



With external
SPD 10KV*

Ultralite Highbay (>130 Lm/W)



Item Code	Wattage (w)	CCT (k)	Case No.
LHBLDUL070XC	70	5700	1
LHBLDUL100XC	100	5700	1
LHBLDUL120XC	120	5700	1
LHBLDUL150XC	150	5700	1
LHBLDUL200XC	200	5700	1

70 W Dia: Ø285 mm
Height: 115 mm

150 W Dia: Ø360 mm
Height: 132 mm

100 W Dia: Ø285 mm
Height: 115 mm

200 W Dia: Ø360 mm
Height: 132 mm

120 W Dia: Ø285 mm
Height: 115 mm

Discreet highbay light with die cast aluminium housing offering lumen intensity ≥100 Lm/W. Excellent thermal management with compact heat sink (IP65 rating)



With external
SPD 10KV*

Highbay (>100 Lm/W)

Item Code	Wattage (w)	CCT (k)	Case No.
LHBLD1S070XC	70	5700	1
LHBLD1S100XC	100	5700	1
LHBLD1S120XC	120	5700	1
LHBLD1S150XC	150	5700	1
LHBLD1S200XC	200	5700	1

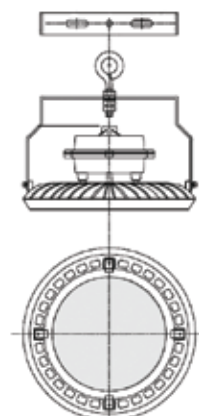
70 W Dia: Ø285 mm
Height: 115 mm

150 W Dia: Ø360 mm
Height: 132 mm

100 W Dia: Ø285 mm
Height: 115 mm

200 W Dia: Ø360 mm
Height: 132 mm

120 W Dia: Ø285 mm
Height: 115 mm







Roadway Lighting

Reducing energy consumption and increasing road safety can now go hand-in-hand with Roadway Lighting solutions from Jaquar. Choose from a wide range of durable and weather-resistant street light and flood light options in a choice of outputs to suit every road's requirement.

Roadway Lighting Series

IP66 rated street light with pressure die cast aluminium housing and polycarbonate cover

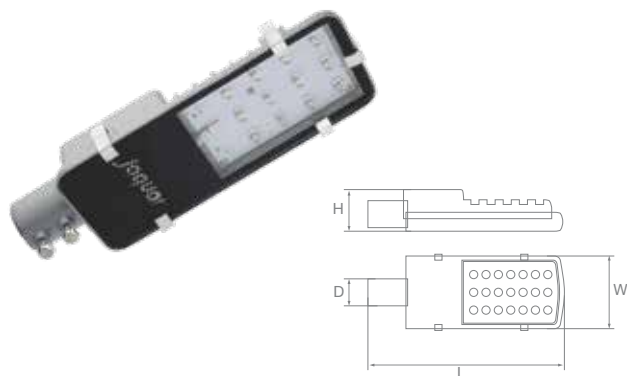


Trump

Item Code	Wattage (w)	CCT (k)	Case No.
LTRUMP0025XC	25	5700	1
LTRUMP0025XW	25	3000	1
LTRUMP0030XC	30	5700	1
LTRUMP0030XW	30	3000	1

25 / 30 W Dia: Ø41 mm
Length x Width x Height: 355 x 105 x 75 mm

IP66 rated street light with pressure die cast aluminium housing, glass cover and lens**




PCR

Item Code	Wattage (w)	CCT (k)	Case No.
LPCRSRT25WXC	25	5700	1
LPCRSRT25WXW	25	3000	1
LPCRSRT30WXC	30	5700	1
LPCRSRT30WXW	30	3000	1
LPCRSRT36WXC	36	5700	1
LPCRSRT36WXW	36	3000	1

25 / 30 / 36 W Dia: Ø42 mm
Length x Width x Height: 330 x 117 x 67 mm
**25W - with & without lens.

Note: All street lights are available with THD <10%

IP66 rated street light with pressure die cast aluminium housing and toughened glass cover



Street Light

Item Code	Wattage (w)	CCT (k)	Case No.
LSRT015030XC	30	5700	1
LSRT015030XW	30	3000	1
LSRT015045XC	45	5700	1
LSRT015045XW	45	3000	1
LSRT015060XC	60	5700	1
LSRT015060XW	60	3000	1
LSRT015070XC	70	5700	1
LSRT015070XW	70	3000	1
LSRT015090XC	90	5700	1
LSRT015090XW	90	3000	1
LSRT015120XC	120	5700	1
LSRT015120XW	120	3000	1
LSRT015150XC	150	5700	1
LSRT015150XW	150	3000	1
LSRT015200XC	200	5700	1
LSRT015200XW	200	3000	1

30 W Length x Width x Height: 180 x 115 x 60 mm

45 W / 60 W / 70 W Length x Width x Height: 320 x 190 x 80 mm

90 W / 120 W Length x Width x Height: 400 x 200 x 108 mm

150 W / 200 W Length x Width x Height: 520 x 200 x 75 mm

Roadway Lighting Series

IP66 rated floodlight with high pressure die cast aluminium housing, toughened glass cover and lens



Flood Light

Item Code	Wattage (w)	CCT (k)	Case No.
LFLD02S350XC	350	5700	1
LFLD02S350XW	350	3000	1
LFLD02S400XC	400	5700	1
LFLD02S400XW	400	3000	1

350 / 400 W
Length x Width: 700 x 318 mm
Height: 200 mm

Note: *All SMD type floodlights are available with THD <10%

Roadway Lighting Series

IP65 rated floodlight with high pressure die cast aluminium housing and impact resistant polycarbonate lens



Flodz (Low Wattage Floodlight)

Item Code	Wattage (w)	CCT (k)	Case No.
LFLD04S030XC	30	6500	1
LFLD04S050XC	50	6500	1

30 W

Length x Width: 190 x 148 mm
Height: 40 mm

*Efficacy is > 100 Lm/W

50 W

Length x Width: 240 x 185 mm
Height: 40 mm

IP66 rated floodlight with high pressure die cast aluminium housing, individual lens and toughened glass cover



Star Floodlight (> 110 Lm/W)

Item Code	Wattage (w)	CCT (k)	Case No.
LFLDSL070XC	70	5700	1
LFLDSL070XW	70	3000	1
LFLDSL100XC	100	5700	1
LFLDSL100XW	100	3000	1
LFLDSL120XC	120	5700	1
LFLDSL120XW	120	3000	1
LFLDSL150XC	150	5700	1
LFLDSL150XW	150	3000	1
LFLDSL180XC	180	5700	1
LFLDSL180XW	180	3000	1
LFLDSL200XC	200	5700	1
LFLDSL200XW	200	3000	1
LFLDSL250XC	250	5700	1
LFLDSL250XW	250	3000	1
LFLDSL300XC	300	5700	1
LFLDSL300XW	300	3000	1

70 W

Length x Width: 235 x 235 mm
Height: 75 mm

150 / 180 W

Length x Width: 352 x 318 mm
Height: 89 mm

100 / 120 W

Length x Width: 292 x 262 mm
Height: 80 mm

200 / 250 / 300 W

Length x Width: 420 x 370 mm
Height: 100 mm





Landscape Lighting Premium Series

Jaquar Lighting, an amalgamation of the most admired and desired lighting products, presents the most comprehensive range of high quality outdoor lighting products. Unparalleled and beyond compare, Jaquar's lighting products are carefully monitored at each and every step, right from the manufacturing process to the final delivery of the products. That is because Jaquar seeks to fulfill customer needs as well as anticipate future market needs and trends, an effort which has enabled us to achieve constant growth in an increasingly competitive market.

Content

PROJECTOR LIGHTS

Lyras 65	294
Lyras 160	294

GROUND BURIAL

Mira 65	298
Mira 65	299
Mira 65	299
Mira 65	299
Mira 65	300
Mira 150	300
Mira 220	300

GATE TOP

Morphis	304
Monaco	304
Romantica	305
Neway	305
Firenze	305

BOLLARD

Monaco	308
Morphis	309
Romantica	309
Neway	309
Orion	310
Kubs	310
Titano	310

WALL LIGHT

Pisa	314
Sirio	315
Firenze	315
Morphis	315
Neway	315
Kubs	316
Brick Light	316
Mira 65	316
Dolby 2	317
Cervinia	317
Lyras 130	317
Acqua	317

POLE LIGHT

Monaco	320
Romantica	320
Morphis	321
Morphis	321

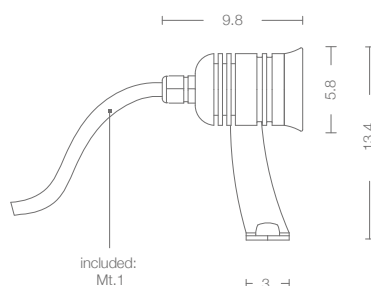




Projector Lights

Applications:

- Facade lighting
- Accent lighting
- Atriums and columns
- Architectural lighting
- Varied beam angle applications



Lyras 65

Features

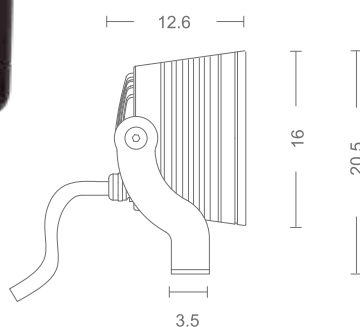
Decorative fixture (3000 K)
Transparent glass diffuser
30° Narrow beam
IP67
IK08

Product Code

4699LL5H.BRZ

Wattage

5 W LED



Lyras 160

Features

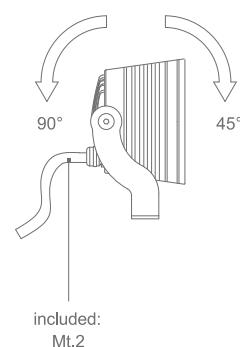
Decorative fixture
Die cast aluminium housing
Transparent glass diffuser
Grey colour
60° beam angle
IP67

Product Code

4641LL10H.NHG
4641LL20H.NHG

Wattage

10 W / 20 W LED



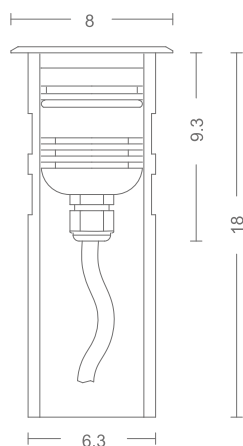




Ground Burial

Applications:

- Outdoor facade lighting
- Landscape lighting
- Accent lighting



Mira 65

Features

- Decorative fixture (3000 K)
- Extruded anodized aluminium housing
- Transparent glass diffuser
- 30° beam angle
- IP67
- IK08

Product Code

5351LL5H.INX

Wattage

5 W LED

Mira 65

Features

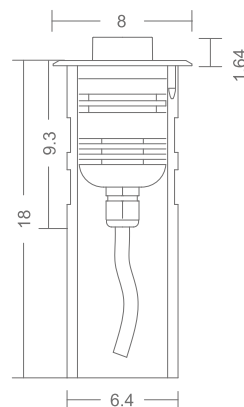
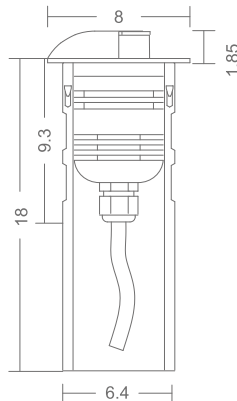
Decorative fixture (3000 K)
Extruded anodized aluminium housing
Glass diffuser
30° beam angle
IP67
IK08

Product Code

5383LL5H.INX

Wattage

5 W LED



Mira 65

Features

Decorative fixture
Extruded anodized aluminium housing
Glass diffuser
IP67
IK08

Product Code

5382L5H.INX

Wattage

5 W LED

Mira 65

Features

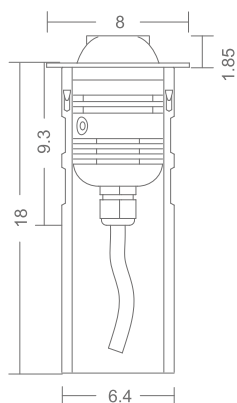
Decorative fixture
Extruded anodized aluminium housing
Glass diffuser
IP67
IK08

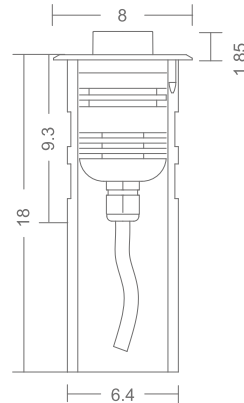
Product Code

5385LL5H.INX

Wattage

5 W LED





Mira 65

Features

Decorative fixture
Extruded anodized aluminium housing
Glass diffuser
IP67
IK08

Product Code

5386LL5H.INX

Wattage

5 W LED

Mira 150

Features

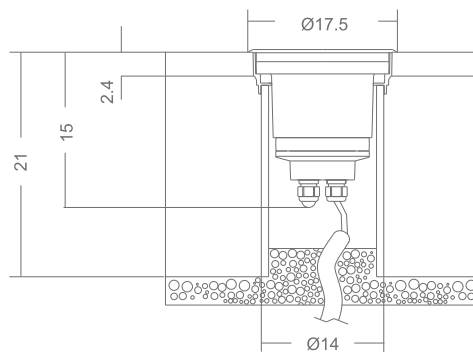
Decorative fixture (3000 K)
Die cast aluminium housing
Stainless steel AISI 316L frame
Transparent glass diffuser
45° beam angle
IP67
IK10

Product Code

5121LL9H.INX

Wattage

12 W LED



Mira 220

Features

Decorative fixture (3000 K)
Die cast aluminium housing
Stainless steel AISI 316L frame
Transparent glass diffuser
60° beam angle
IP67
IK10

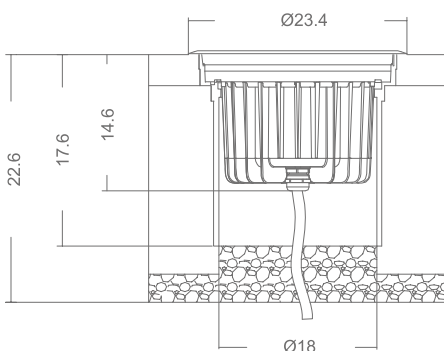
Product Code

5521LL20H.INX

5521LL30H.INX

Wattage

20 W / 30 W LED



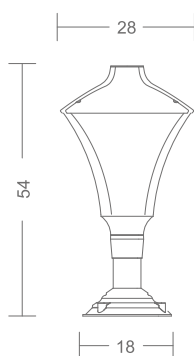




Gate Top

Applications:

- Bungalows
- Villas
- Pavement lighting
- Landscape lighting



Morphis

Features

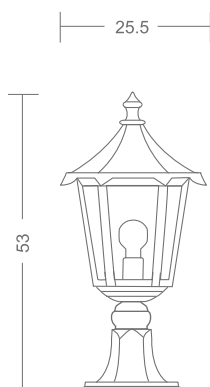
Decorative fixture (3000 K)
Die cast aluminium housing
Transparent glass diffuser
Grey colour
IP65

Product Code

177.33L24H.NHG
177.33.NHG

Base Cap / Wattage

E27 / 24 W LED



Monaco

Features

Decorative fixture (3000 K)
Die cast aluminium housing
Transparent glass diffuser
Black colour
IP43

Product Code

340.33.NGG

Base Cap

E27



Romantica

Features


Decorative fixture (3000 K)
Die cast aluminium housing
Polycarbonate frosted diffuser
Black colour
IP43

Product Code

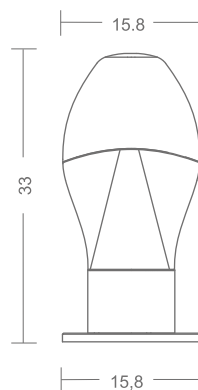
350.33L10H.NGG

Base Cap

E27



Neway



Features

Decorative fixture (3000 K)
Die cast aluminium housing
Polycarbonate diffuser
Grey colour
IP65


Product Code

405.03L10H.NHG

Wattage

10 W LED

Firenze



Features

Decorative fixture
Die cast aluminium housing
Glass diffuser
Black colour
IP43

Product Code

330.33.NGG

Base Cap

E27

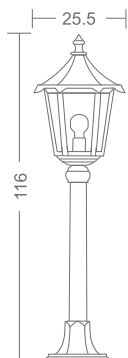




Bollard

Applications:

- Landscape lighting
- Parks
- Lawns
- Colony streets
- Pathways
- Banquet Halls



Monaco

Features

Decorative fixture
Die cast aluminium housing
Glass diffuser
Black colour
IP43

Product Code

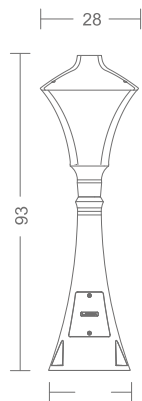
340.44.NGG

Base Cap

E27



Morphis



Features

Decorative fixture (3000 K)
Die cast aluminium housing
Transparent diffuser
Grey colour
IP65

Product Code

177.095L24H.NHG

Wattage

24 W LED

Romantica



Features

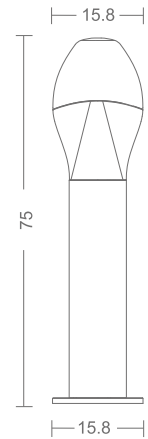
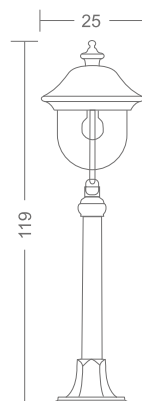
Decorative fixture
Die cast aluminium housing
Polycarbonate frosted diffuser
Black colour
IP43

Product Code

350.44L10H.NGG

Wattage

10 W LED



Features

Decorative fixture (3000 K)
Die cast aluminium housing
Polycarbonate diffuser
Grey colour / wood finish
IP65

Product Code

405.075L10H.NHG

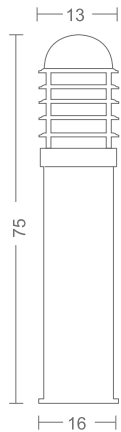
405.K075L10H.NHG

Wattage

10 W LED

Neway





Features

Decorative fixture
Die cast aluminium housing
Glass diffuser
Black colour
IP44

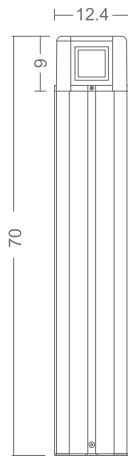
Product Code

400.075.NHG

Base Cap

E27

Orion



Features

Decorative fixture (3000 K)
Die cast aluminium housing
Transparent diffuser
Grey colour
IP65

Product Code

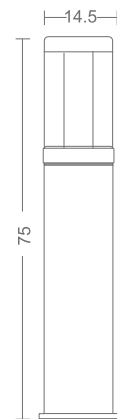
404.070L8X1H.NHG
404.070L4X2H.NHG

Wattage

8 / 2 x 4 W LED




Titano



Kubs



404.070L8X1H.NHG



404.070L4X2H.NHG

Features

Decorative fixture
Die cast extruded aluminium housing
Polycarbonate transparent diffuser
Grey colour / wood colour
IP65


Product Code

825.K075L10H.NHG

Wattage

10 W LED

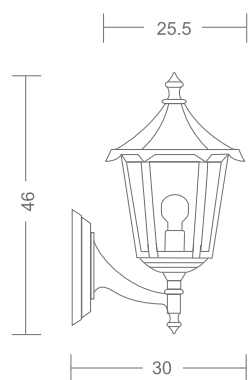




Wall Light

Applications:

- Residential
- Offices
- Hotels
- Banquet Halls
- Malls



Pisa

Features

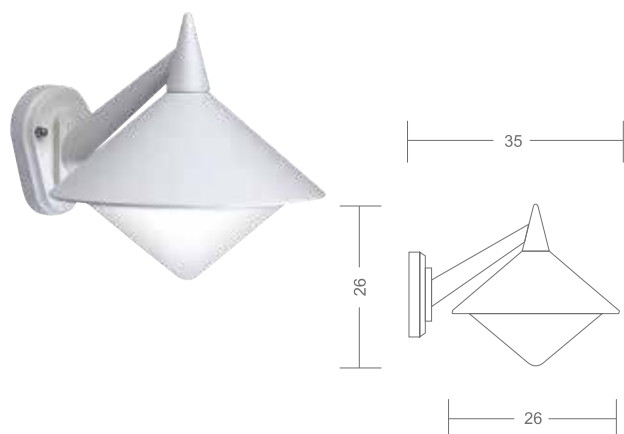
Decorative fixture
Die cast aluminium housing
Glass diffuser
Black colour
IP43

Product Code

300.00.NGG

Base Cap

E27



Sirio

Features

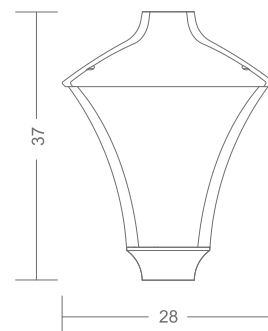
Decorative fixture
Die cast aluminium housing
Opal polycarbonate diffuser
White / black colour
IP43

Product Code

150.01.BGG
150.01.NGG

Base Cap

E27



Morphis

Features

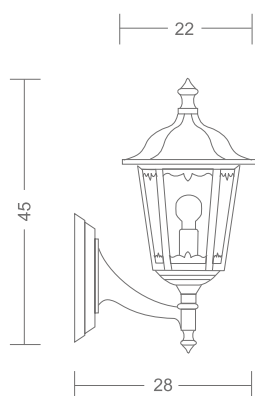
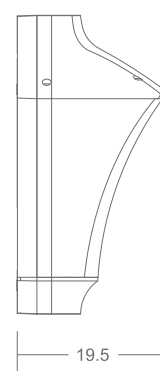
Decorative fixture (3000 K)
Die cast aluminium housing
Transparent diffuser
Grey colour
IP65

Product Code

175L12H.NHG

Wattage

12 W LED



Firenze

Features

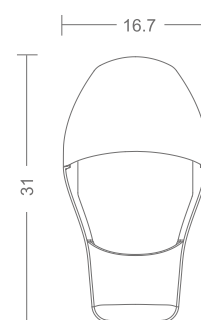
Decorative fixture
Die cast aluminium housing
Glass diffuser
Black colour
IP43

Product Code

330.00.NGG

Base Cap

E27



Neway

Features

Decorative fixture
Die cast aluminium housing
Polycarbonate diffuser
Grey colour
IP44



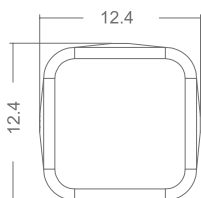
Product Code

405.NHG

Base Cap

E27

Wall Light



Narrow Beam 10°
404LS4X2H.NHG

Beam Angle 45°
404LL4X2H.NHG

Narrow Beam 10°
+ Wide Beam 45°
404LMA4X2H.NHG

Kubs

Features

Decorative fixture (3000 K)
Die cast aluminium housing
Transparent diffuser
Grey colour
Narrow beam 10° (up and down)
Wide beam 45° (up and down)
Narrow beam 10° + wide beam 45°
(up and down)
IP65

Product Code

404LS4X2H.NHG
404LL4X2H.NHG
404LMA4X2H.NHG

Wattage

2 x 4 W LED

Brick Light

Features

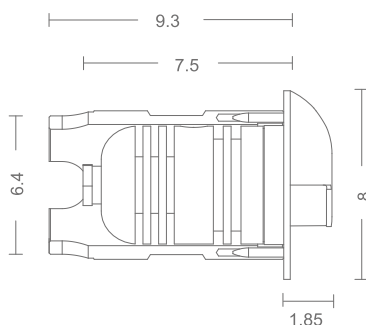
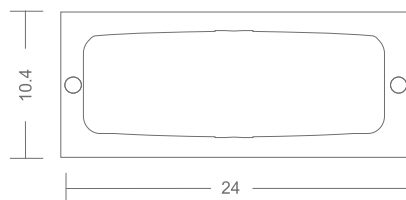
Decorative fixture (3000 K)
Recessed mounted
Die cast aluminium housing
Polycarbonate diffuser
Grey colour
IP54

Product Code

410L6HM.NGG
410M.NGG

Base Cap / Wattage

E27 / 6 W



Mira 65

Features

Decorative fixture (3000 K)
Recessed mounted extruded
anodized aluminium housing
Opal glass diffuser
IP66
IK08

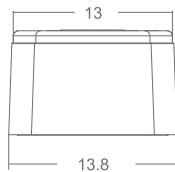
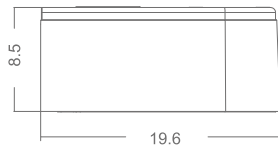
Product Code

4183LL5H.BRZ

Wattage

5 W LED

Wall Light



Dolby 2

Features

Decorative fixture (3000 K)
Die cast aluminium housing
Transparent diffuser
Grey colour
45° beam angle /
45° beam angle + 45° beam angle
(up and down light)
IP65

Product Code

457LL12X1H.NHG
457LL18X2H.NHG

Wattage

12 / 18 W LED



45° beam angle
457LL12X1H.NHG



45° beam angle
457LL18X2H.NHG



40° beam angle
465LL5X1H.NHG



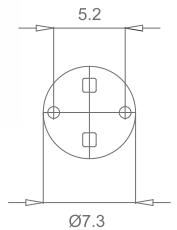
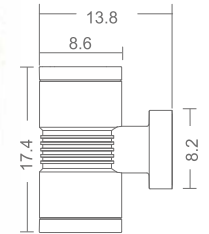
40° beam angle
465LL5X2H.NHG



45° beam angle
460LL9X1H.NHG



45° beam angle
460LL9X2H.NHG



Lyras 130

Features

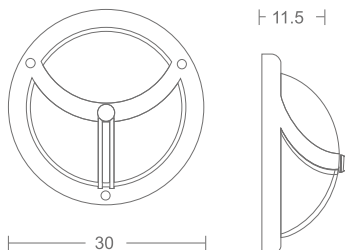
Decorative fixture (3000 K)
Die cast aluminium housing
Transparent diffuser
Grey colour
40° medium beam angle /
40° medium beam angle (up and down light)
45° medium beam angle /
45° medium beam angle (up and down light)
IP66

Product Code

465LL5X1H.NHG / 465LL5X2H.NHG
460LL9X1H.NHG / 460LL9X2H.NHG

Wattage

1 x 5 / 2 x 5 / 1 x 12 / 2 x 12 W LED



Cervinia

Features

Decorative fixture
Die cast aluminium housing
Opal polycarbonate diffuser
Grey colour
Auto sensor with a range of
1-8 mtr (adjustable)
IK07
IP54

Product Code

9008.NHG
9008SEN.NHG

Base Cap

E27



Acqua

Features

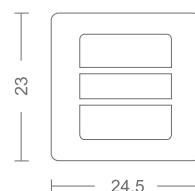
Decorative fixture
Stainless steel AISI 316L housing
Opal polycarbonate diffuser
Auto sensor with a range of
1-8 mtr (adjustable)
IK07
IP54

Product Code

9100SEN.INX

Base Cap

E27

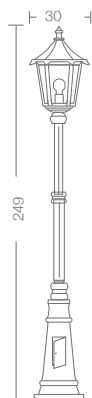




Pole Light

Applications:

- Landscape lighting
- Parks
- Lawns
- Colony streets
- Pathways
- Banquet Halls



Monaco

Features

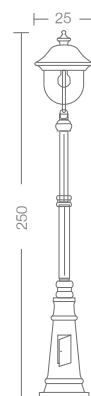
Decorative fixture
Die cast aluminium housing
Glass diffuser
IP43

Product Code

340.PE8.NGG

Base Cap / Wattage

20 W LED



Romantica

Features

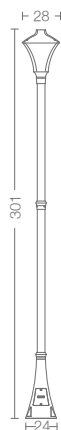
Decorative fixture (3000 K)
Die cast aluminium housing
Glass diffuser
IP43

Product Code

350.PE8L10H.NGG

Wattage

10 W LED



Morphis

Features

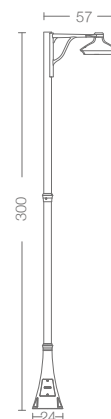
Decorative fixture
Die cast aluminium housing
Glass diffuser
IP65

Product Code

177.300L20H.NHG - 24 W
177.300.NHG - E27 Cap

Wattage

24 W LED



Morphis

Features

Decorative fixture (3000 K)
Die cast aluminium housing
Glass diffuser
IP65

Product Code

178L24H.P1.NHG

Wattage

24 W LED



Landscape Lighting
Choice Series

Content

PROJECTOR LIGHTS

Luminz	326
Electra	326
Sparklz	327
Splash	327
Illumine	328
Rigel	328
Ossum	329
Garnet	329

GROUND BURIAL

Castor	332
Hydrus	332
Polaris	333
Ikon	333

GATE TOP

Capella	336
Orbiss	336
Irena	337
Reneva	337
Avior	338
Turais	338
Lex	339
Vimio	339
Navis	340
Sentinel	340

BOLLARD

Illumitz	344
Zibal	345
Miram	345
Visio	346
Cone Bollard	346
Orbarix	347
Elumx	347
Cylinder Bollard	348
Disc Bollard	348

WALL LIGHT

Brightex	352
Breva	352
Lupus	353
Carina	353
Xcellent	353
Octan	354
Alfie	354
Cooper	354
Luke	355
Nash	355
Preston	356
Woody	356
Lima	356
Kira	357
Casper	357
Foot Light	357

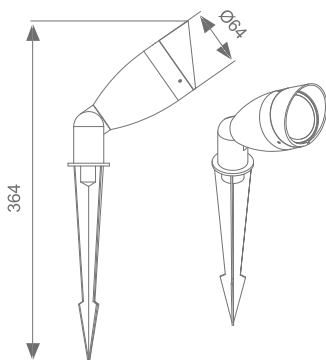




Projector Lights

Applications:

- Facade lighting
- Accent lighting
- Atriums and columns
- Architectural lighting
- Varied beam angle applications



Luminz

Features

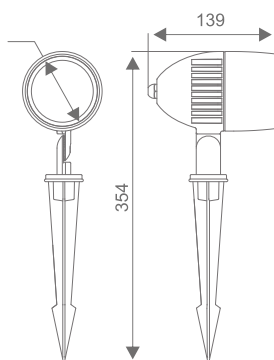
Die cast aluminium housing
Transparent tempered glass diffuser
Matt grey finish
90 V - 260 V AC
Warm white
IP65

Product Code

LSPK03R104XW

Wattage

4 x 1 W LED



Electra

Features

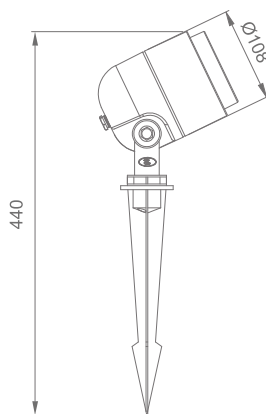
Die cast aluminium housing
Transparent tempered glass diffuser
Matt grey finish
90 V - 260 V AC
Warm white
IP65

Product Code

LSPK04R108XW

Wattage

1 x 8 W COB LED



Sparklz

Features

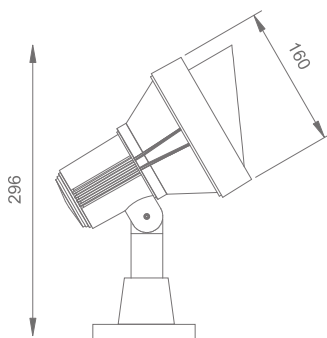
Die cast aluminium housing
Transparent tempered glass diffuser
Matt grey finish
90 V - 260 V AC
Warm white
IP65

Product Code

LSPK04R112XW

Wattage

1 x 12 W COB LED



Splash

Features

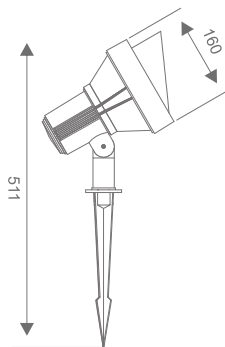
Die cast aluminium housing
Transparent tempered glass diffuser
Matt grey finish
90 V - 260 V AC
Warm white
IP54

Product Code

LSPK05R112SW

Wattage

1 x 12 W COB LED



Illumine

Features

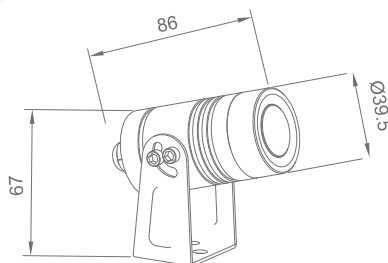
Die cast aluminium housing
Transparent tempered glass diffuser
Matt grey finish
90 V - 260 V AC
Warm white
IP54

Product Code

LSPK05R112XW

Wattage

1 x 12 W COB LED



Rigel

Features

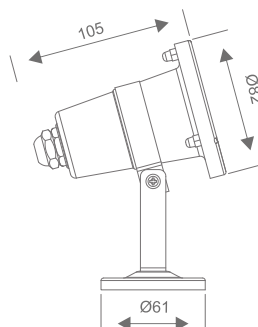
Die cast aluminium housing
Clear glass diffuser
90 V - 260 V AC
Warm white
IP65

Product Code

LSPK06R103SW

Wattage

1 x 3 W LED



Ossum

Features

304 stainless steel housing
Tempered glass diffuser
12 V AC
Warm white
IP68

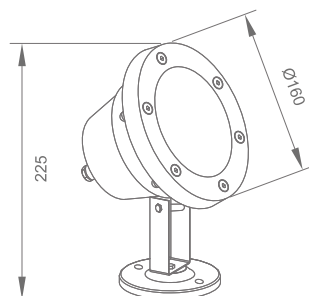
Product Code

LSPK68R103SW

Wattage

3 x 1 W LED

Note: Product has to be used with 12 V AC power supply at the site



Garnet

Features

304 stainless steel housing
Tempered glass diffuser
12 V AC
Warm white
IP68

Product Code

LSPK68R108SW

Wattage

8 x 1 W LED

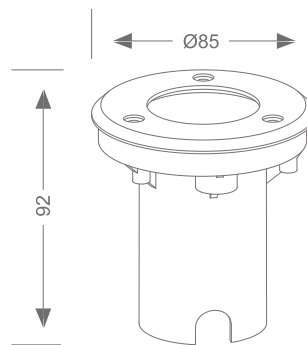
Note: Product has to be used with 12 V AC power supply at the site



Ground Burial

Applications:

- Outdoor facade lighting
- Landscape lighting
- Accent lighting



Castor

Features

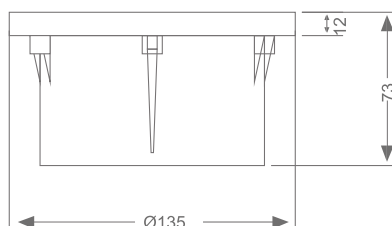
304 stainless steel ring
Transparent tempered glass diffuser
Stainless steel finish
90 V - 260 V AC
Warm white
IP67

Product Code

LGBL04R301XW

Wattage

3 x 1 W LED



Hydrus

Features

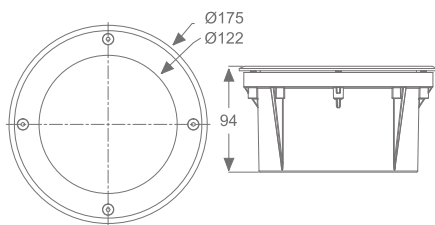
Die cast aluminium housing
304 stainless steel ring
Transparent tempered glass diffuser
90 V - 260 V AC
Warm white
IP67

Product Code

LGBL06R601XW

Wattage

6 x 1 W LED



Polaris

Features

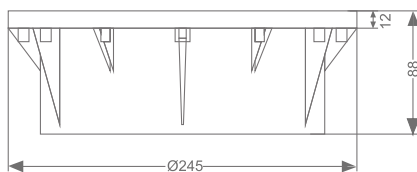
Die cast aluminium housing
304 stainless steel ring
Transparent tempered glass diffuser
Stainless steel finish
90 V - 260 V AC
Warm white
IP67

Product Code

LGBL05R101XW

Wattage

10 x 1 W LED



Ikon

Features

Die cast aluminium housing
304 stainless steel ring
Transparent tempered glass diffuser
90 V - 260 V AC
Warm white
IP67

Product Code

LGBL07R181XW

Wattage

18 x 1 W LED



Gate Top

Applications:

- Bungalows
- Villas
- Pavement lighting
- Landscape lighting

Capella

Features

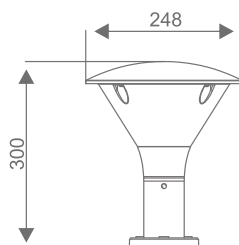
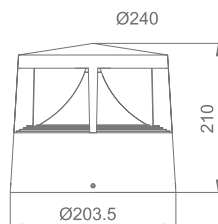
Die cast aluminium housing
Clear polycarbonate diffuser
Matt grey finish
90 V - 260 V AC
Warm white
IP65

Product Code

LGTP03X012XW

Wattage

1 x 12 W COB LED (12 W)



Orbiss

Features

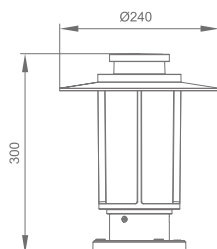
Die cast aluminium housing
Frosted polycarbonate diffuser
Matt grey finish
90 V - 260 V AC
Warm white
IP54

Product Code

LGTP01X012XW

Wattage

1 x 12 W



Irena

Features

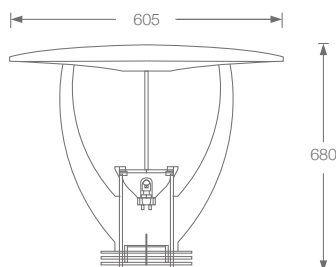
Die cast aluminium housing
Opal polycarbonate diffuser
Matt grey finish
90 V - 260 V AC
Warm white
IP54

Product Code

LGTP02X006XW

Wattage

6 x 1 W LED (6 W)



Reneva

Features

MS housing with PU paint
Top canopy made of spun aluminium
IP65
IK10

Product Code

LGTP01X030XW

Wattage

30 W LED COB

Avior

Features

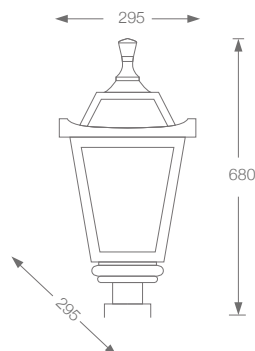
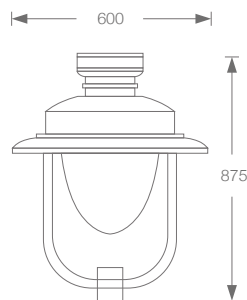
Die cast aluminium housing
Heat resistant toughened bell shaped acrylic diffuser
MS housing with PU paint
Top canopy made of spun aluminium
IP65

Product Code

LGTP04X028XW

Wattage

28 W LED



Turais

Features

Die cast aluminium housing
Heat resistant toughened glass
(clear diffuser)
IP65

Product Code

LGTP02X030XW

Wattage

30 W mid power LED



Lex

Features

Heavy spun aluminium housing
PU paint
Heavy duty heat resistance /
toughened acrylic diffuser
IP65

Product Code

LWLL01X045XW

Wattage

45 W LED



Vimio

Features

Die cast aluminium housing
Heat resistant toughened glass diffuser
IP65

Product Code

LGTP05X030XW

Wattage

30 W LED

Navis

Features

Die cast aluminium housing
Polycarbonate diffuser
Powder coated
IP65

Product Code

LGTP06X040XC
LGTP06X040XW

Wattage

40 W LED



Sentinel

Features

Die cast aluminium housing
Polycarbonate diffuser
Powder coated
IP65

Product Code

LGTP08X060XC / LGTP08X060XW
LGTP08X120XC / LGTP08X120XW
LGTP08X150XC / LGTP08X150XW

Wattage

60 W LED
120 W LED
150 W LED

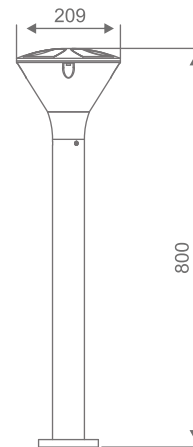




Bollard

Applications:

- Landscape lighting
- Parks
- Lawns
- Colony streets
- Pathways
- Banquet Halls



Illumitz

Features

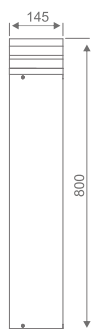
Die cast aluminium housing
Frosted polycarbonate diffuser
Matt grey finish
90 V - 260 V AC
Warm white
IP65

Product Code

LBLD03R108XW

Wattage

16 x 0.5 W LED



Zibal

Features

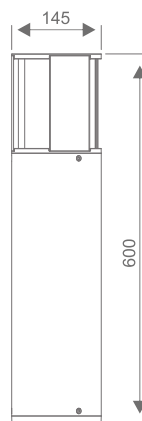
Die cast aluminium housing
Opal white polycarbonate diffuser
Matt grey finish
90 V - 260 V AC
Warm white
IP54

Product Code

LBLD04R108XW

Wattage

16 x 0.5 W LED (8 W)



Miram

Features

Die cast aluminium housing
Opal white polycarbonate diffuser
Matt grey finish
90 V - 260 V AC
Warm white
IP54

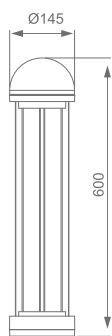
Product Code

LBLD01R305XW

Wattage

3 x 10 x 0.5 W LED





Visio

Features

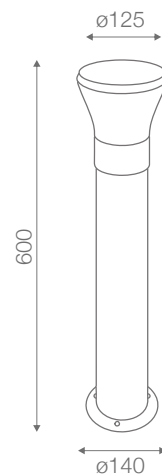
Die cast aluminium housing
Tempered glass diffuser
Matt grey finish
90 V - 260 V AC
Warm white
IP54

Product Code

LBLD06R108XW

Wattage

1 x 8 W COB LED



Cone Bollard

Features

Die cast aluminium housing
Opal diffuser with in-built LED
IP65

Product Code

LBLDCON010XW

Wattage

10 W LED



Orbarix

Features

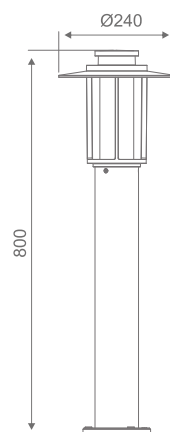
Die cast aluminium housing
Tempered glass diffuser
Matt grey finish
90 V - 260 V AC
Warm white
IP54

Product Code

LBLD02R108XW

Wattage

1 x 8 W COB LED



Elumx

Features

Die cast aluminium housing
Opal white polycarbonate diffuser
Matt grey finish
90 V - 260 V AC
Warm white
IP54

Product Code

LBLD05R601XW

Wattage

6 x 1 W LED



Cylinder Bollard

Features

Die cast aluminium housing
Opal diffuser with in-built LED
IP65

Product Code

LBLDCYL010XW

Wattage

10 W LED



Disc Bollard

Features

Die cast aluminium housing
Opal diffuser with in-built LED
IP65

Product Code

LBLDDSC010XW

Wattage

10 W LED





Wall Light

Applications:

- Residential
- Offices
- Hotels
- Banquet Halls
- Malls

Brightex

Features

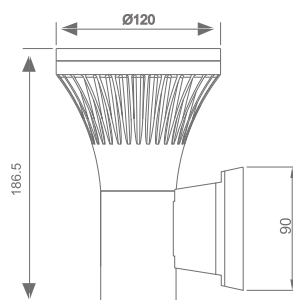
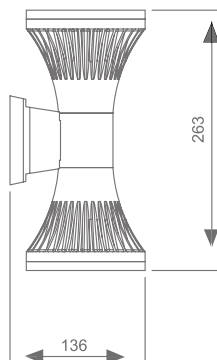
Die cast aluminium housing
Transparent tempered glass diffuser
Grey finish
90 V - 260 V AC
Up and down light
Warm white
IP54

Product Code

LWWL01X208XW

Wattage

2 x 8 W COB LED



Brevia

Features

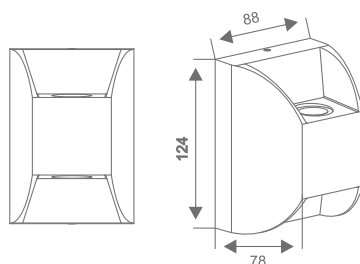

Die cast aluminium housing
Transparent tempered glass diffuser
Matt grey finish
90 V - 260 V AC
Warm white
IP54

Product Code

LWWL01X108XW

Wattage

1 x 8 W COB LED



Lupus

Features

Die cast aluminium housing
Transparent tempered glass diffuser
Matt grey finish
90 V - 260 V AC
Up and down light
Warm white
IP54

Product Code

LWWL03X203XW

Wattage

2 x 3 W COB LED

Carina

Features

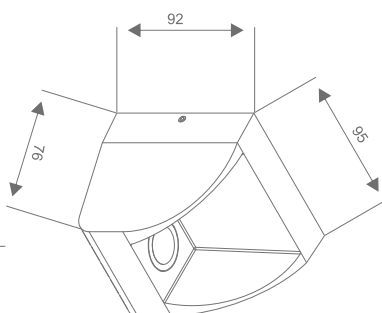
Die cast aluminium housing
Transparent tempered glass diffuser
Matt grey finish
90 V - 260 V AC
Warm white
IP54

Product Code

LWWL03X103XW

Wattage

1 x 3 W COB LED



Xcellent

Features

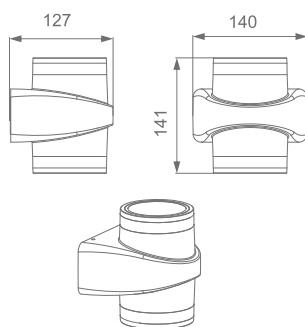
Die cast aluminium housing
Opal polycarbonate diffuser
Matt grey finish
90 V - 260 V AC
Up and down light
Warm white
IP54

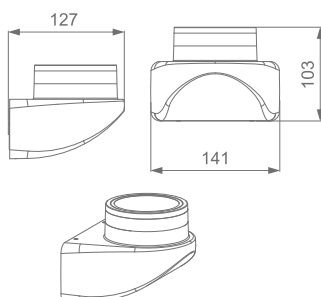
Product Code

LWWL02R206XW

Wattage

2 x 6 W COB LED





Octan

Features

Die cast aluminium housing
Opal polycarbonate diffuser
Matt grey finish
90 V - 260 V AC
Warm white
IP54

Product Code

LWWL02R108XW

Wattage

1 x 8 W COB LED

Alfie

Features

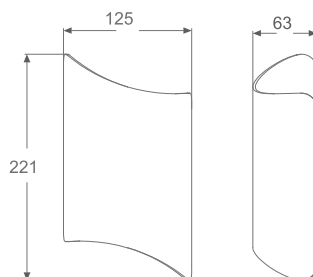
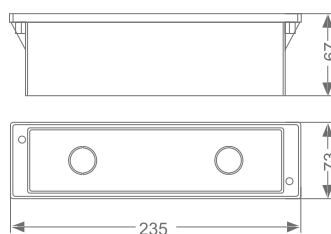
Die cast aluminium housing
SUS304 ring
Frosted polycarbonate diffuser
Anti-glare
90 V - 260 V AC
Warm white
IP65

Product Code

LBRK01S105XW

Wattage

10 x 0.5 W LED



Cooper

Features

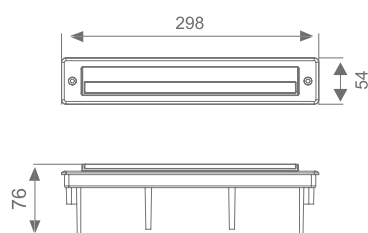
Die cast aluminium housing
Transparent tempered glass diffuser
Matt grey finish
90 V - 260 V AC
Up and down light
Warm white
IP54

Product Code

LWWL04X206XW

Wattage

2 x 6 W COB LED



Luke

Features

Die cast aluminium housing
Opal white polycarbonate diffuser
90 V - 260 V AC
Warm white
IP54

Product Code

LBRK02S105XW

Wattage

10 x 0.5 W LED



Nash

Features

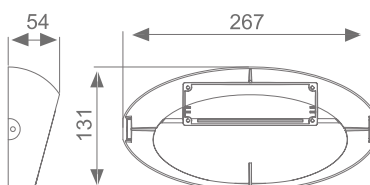
Die cast aluminium housing
Transparent tempered glass diffuser
Grey finish
90 V - 260 V AC
Warm white
IP54

Product Code

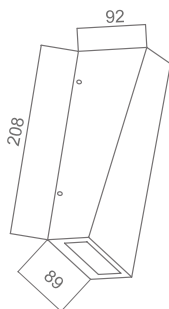
LFLT01S105XW

Wattage

10 x 0.5 W LED



Wall Light



Preston

Features

Die cast aluminium housing
Tempered glass diffuser
Grey finish
90 V - 260 V AC
Up and down light
Warm white
IP54

Product Code

LWWL02X203XW

Wattage

2 x 3 W LED

Woody

Features

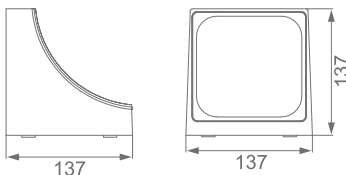
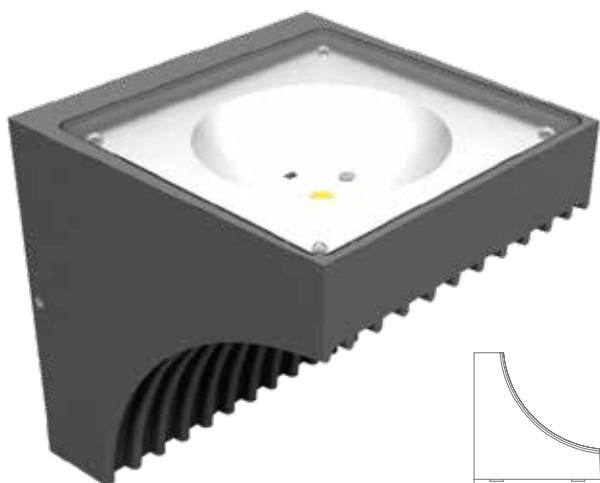
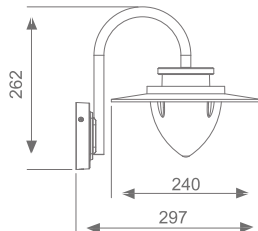
Die cast aluminium housing
Opal white polycarbonate diffuser
Matt grey finish
90 V - 260 V AC
Warm white
IP54

Product Code

LWLL01X108XW

Wattage

1 x 8 W COB LED



Lima

Features

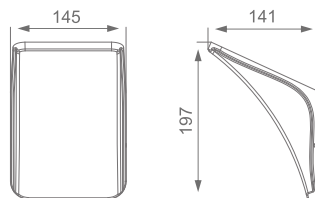
Die cast aluminium housing
Transparent tempered glass diffuser
Matt grey finish
170 V-260 V AC
Warm white
Wall washer light
IP54

Product Code

LWWL03X012XW

Wattage

1 x 12 W COB LED



Kira

Features

Die cast aluminium housing
Transparent tempered glass diffuser
Matt grey finish
90 V - 260 V AC
Warm white
Wall washer light
IP54

Product Code

LWWL04X012XW

Wattage

1 x 12 W COB LED

Casper

Features

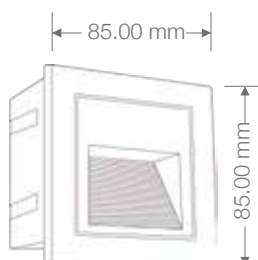
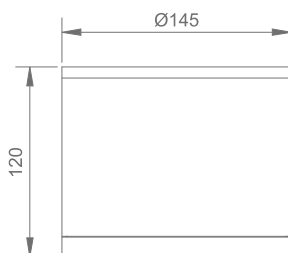
Die cast aluminium housing
Transparent tempered glass diffuser
Matt grey finish
90 V - 260 V AC
Warm white
IP54

Product Code

LCEL02R112XW

Wattage

1 x 12 W COB LED



Foot Light

Features

Die cast aluminium housing
Polycarbonate diffuser
White and grey finish
IP65

Product Code

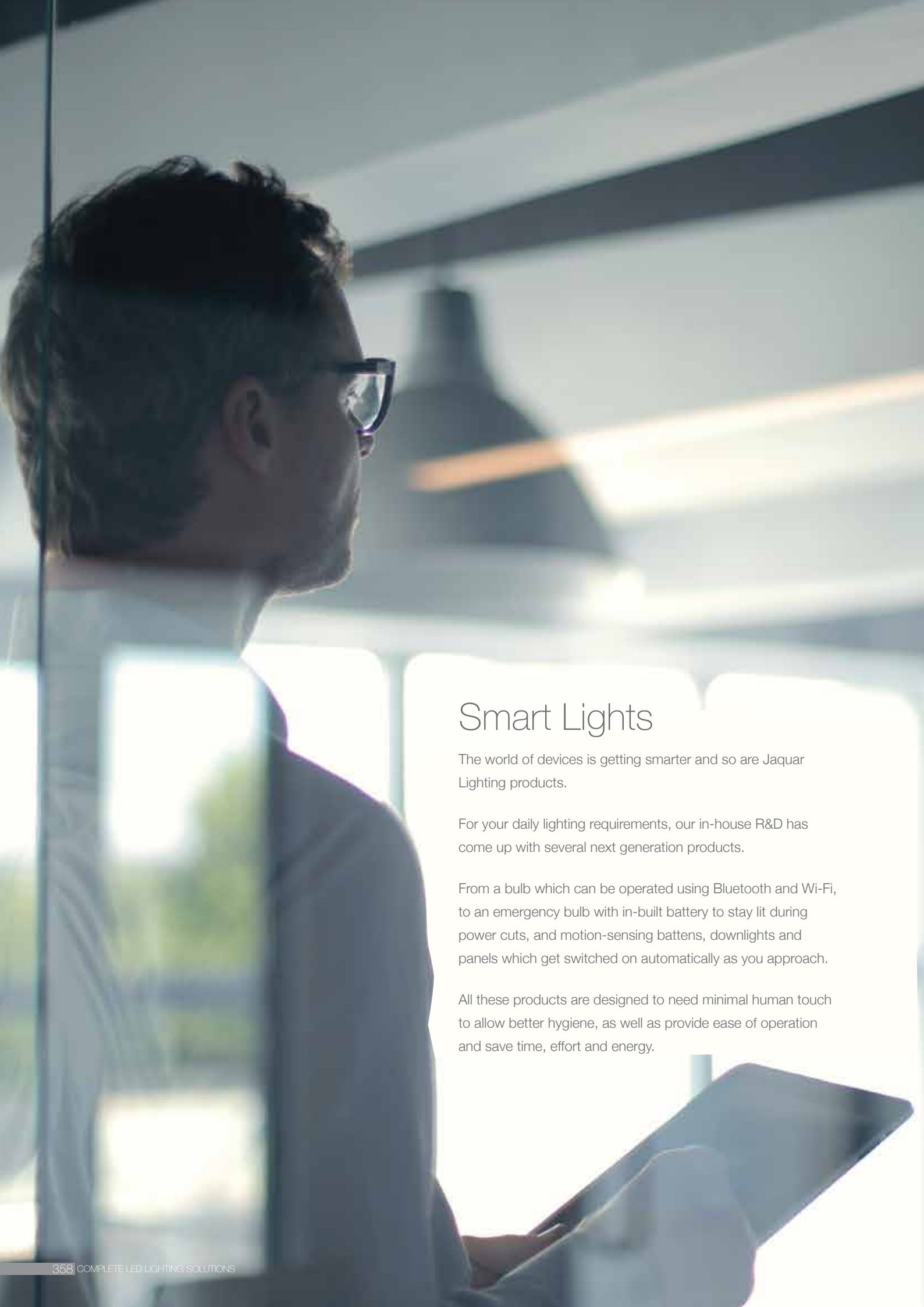
LFTL01S003XW*

LFTLW1S003XW#

Wattage

3 W LED

*Grey housing | #White housing



Smart Lights

The world of devices is getting smarter and so are Jaquar Lighting products.

For your daily lighting requirements, our in-house R&D has come up with several next generation products.

From a bulb which can be operated using Bluetooth and Wi-Fi, to an emergency bulb with in-built battery to stay lit during power cuts, and motion-sensing battens, downlights and panels which get switched on automatically as you approach.

All these products are designed to need minimal human touch to allow better hygiene, as well as provide ease of operation and save time, effort and energy.

Content

SMART LIGHTS

Smart Pole	026
Strella Smart	027
Pride Smart	028
Kubik Smart	028
Starlite Alike Kubik	028
Kriza Emergency Bulb	029
Vivid	029





FUTURE PRODUCT

Smart Pole

Next generation street light LED pole with multiple applications, like:

- HI-DEF 360° camera for surveillance
- LED display board for traffic alert, public announcement, weather report and general advertising
- Electric vehicle charger
- Fully customized Wi-Fi
- Weather station, which can measure air temperature, noise, air humidity, pressure, wind speed and direction



SMART LIGHTS Products

The world is getting smarter and so are the Jaquar Lighting Products. Have a look:



STRELLA SMART SQUARE LED PANEL | HOME SERIES

Motion sensor based commercial downlights



STRELLA SMART ROUND LED PANEL | HOME SERIES

Motion sensor based commercial downlights



Long life



CRI > 80



Beam angle
>120°

Light turns on in presence of motion and will turn off after 2 minutes if there is no motion

Technical & Commercial Data:

Input voltage range: 140 - 270 V AC

Luminous efficacy: 8 W >80 Lm/W

15 W & 22 W >90 Lm/W

Power factor: >0.95

Sensor coverage range: 5-7 meters

Mounting height: 3 meter

Housing materials: Thermally conductive polycarbonate

Item Code	Wattage (w)	CCT (k)
LSTS01S008XC	8	6500
LSTS01S008XN	8	4000
LSTS01S008XW	8	3000
LSTS01S015XC	15	6500
LSTS01S015XN	15	4000
LSTS01S015XW	15	3000
LSTS01S022XC	22	6500
LSTS01S022XN	22	4000
LSTS01S022XW	22	3000

8 W Cutout: 105 x 105 mm
Height: 35 mm

15 W Cutout: 155 x 155 mm
Height: 35 mm


22 W Cutout: 205 x 205 mm
Height: 35 mm

Item Code	Wattage (w)	CCT (k)
LSTS01R008XC	8	6500
LSTS01R008XN	8	4000
LSTS01R008XW	8	3000
LSTS01R015XC	15	6500
LSTS01R015XN	15	4000
LSTS01R015XW	15	3000
LSTS01R022XC	22	6500
LSTS01R022XN	22	4000
LSTS01R022XW	22	3000

8 W Cutout: Ø 105 mm
Height: 35 mm

15 W Cutout: Ø 155 mm
Height: 35 mm

22 W Cutout: Ø 205 mm
Height: 35 mm



PRIDE SMART

LED PANEL | HOME SERIES

**Motion sensor based
commercial battens**

Item Code	Wattage (w)	CCT (k)
LPRD01S040XC	40	6500
LPRD01S040XN	40	4000
LPRD01S040XW	40	3000

40 W L x W: 1180 x 86 mm
Height: 67 mm

KUBIK SMART

LED PANEL | HOME SERIES

**Motion sensor based
commercial battens**

Item Code	Wattage (w)	CCT (k)
LKBS01S020XC	20	6500

20 W L x W: 1135 x 22 mm
Height: 37 mm



USP:

Light turns on in presence of motion and will turn off after 2 minutes if there is no motion

STARLITE ALIKA KUBIK SMART


LED PANEL | HOME SERIES

**Remote control operated
batten with tunable colors**

Item Code	Wattage (w)	CCT (k)
LSRA01S020DM*	20	WW to CW (Tunable)

BENEFITS:

- 80% energy saving
- Compact and sleek design
- 2000 Lm lumen output
- Single batten with tunable colors



20W L x W: 1135 x 22 mm
Height: 37 mm

*3-in-1 Color option

*Remote control operation



NEXT GEN Products

The world is getting smarter and so are the Jaquar Lighting products. Have a look:

kriza

EMERGENCY BULB



BATTERY BACKUP

Item Code	Wattage (w)	CCT (k)
LV VD07B22RG	9	6500 K



CONTROL THE LIGHT,
ANY WHERE, ANY TIME

Item Code	Wattage (w)	Color
LV VD07B22RG	7	RGB / CW
LVDWF07B2RGB	7	RGB / CW

R / G / B / C / W



3 Million Colour Options



Wireless Connection Through Wi-fi



Wireless Connection
Bluetooth 4.0 Support



Suitable for decorative
purposes



High efficiency












Home Lighting

Make the switch to energy-saving, eco-friendly lighting solutions for your home with Jaquar Lighting's LED products. These maintenance-free, UV/IR radiation-free, glare-free, maintenance-free lamps, panels, battens and strip lights open up exciting new lighting design possibilities and promise cost efficiencies better than ever before.

BENEFITS:

- | | | | |
|--|--|--|---|
| 
ENERGY SAVINGS
UPTO 90 % | 
LONG LIFE
50,000 hrs | 
NO UV/IR
RADIATIONS | 
SLEEK AND COMPACT
DESIGNS |
| 
GREEN LIGHTING
SOLUTIONS | 
MAINTENANCE-
FREE | 
UNIFORM
ILLUMINATION | 
GLARE-FREE
LIGHTING |

Content

LAMPS

Prima HD	368
Spark HD	369
Illuminator/Prima Plus	369
Night Lamps (0.5 W)	369

BATTERNS

Kubik Ultra	372
Kubik Plus	372
Kubik	373
Starlite	373

DOWNLIGHTS

Pearl/Pearl Plus	376
Glory	377
Striker	377
Strella	378
Lumax Plus	379
Skylite	380
Turnoe	380
Gem Plus	381

STREET LIGHTS

Hummer	384
PCR	384
Street Lights	384

SPOT LIGHTS

Jasper Neo	388
Jasper Plus	388

STRIP LIGHTS

Janus	392
Strip Driver	392





Lamps

From lightening up small space to illuminating an entire room, Jaquar LED lamps bring along holistic lighting solutions. From low wattage night bulbs to high wattage LED lamps, you have a range that fits every budget and requirement.

Bring home Jaquar LED Lamps. And enjoy the extra brightness of happiness! Some examples include:



Long life



CRI >80

Wide
beam angle
>240°

Full globe diffuser for wide distribution of light

Technical & Commercial Data:

Input voltage range: 100 V - 300 V AC

Luminous efficacy: 100 Lm/W

Power factor: >0.95

Housing material: Overmoulded PC

Lot size: 3 W to 14 W- 50 pcs

20 W- 20 pcs

Prima HD

Product Code	Base Cap	Power (W)	CCT	Dimension (MM)
LPRM4KV03B2C	B22	3 W	CW	Φ 50 x 92
LPRM4KV03B2W	B22	3 W	WW	Φ 50 x 92
LPRM4KV03E2C	E27	3 W	CW	Φ 50 x 92
LPRM4KV03E2W	E27	3 W	WW	Φ 50 x 92
LPRM4KV05B2C	B22	5 W	CW	Φ 60 x 112
LPRM4KV05B2W	B22	5 W	WW	Φ 60 x 112
LPRM4KV05E2C	E27	5 W	CW	Φ 60 x 112
LPRM4KV05E2W	E27	5 W	WW	Φ 60 x 112
LPRM4KV07B2C	B22	7 W	CW	Φ 60 x 112
LPRM4KV07B2W	B22	7 W	WW	Φ 60 x 112
LPRM4KV07E2C	E27	7 W	CW	Φ 60 x 112
LPRM4KV07E2W	E27	7 W	WW	Φ 60 x 112
LPRM4KV09B2C	B22	9 W	CW	Φ 60 x 112
LPRM4KV09B2W	B22	9 W	WW	Φ 60 x 112
LPRM4KV09E2C	E27	9 W	CW	Φ 60 x 112
LPRM4KV09E2W	E27	9 W	WW	Φ 60 x 112
LPRM012B22CW	B22	12 W	CW	Φ 65 x 118
LPRM012B22 WW	B22	12 W	WW	Φ 65 x 118
LPRM012E27CW	E27	12 W	CW	Φ 65 x 118
LPRM012E27WW	E27	12 W	WW	Φ 65 x 118
LPRM4KV14B2C	B22	14 W	CW	Φ 65 x 126
LPRM4KV14B2W	B22	14 W	WW	Φ 65 x 126
LPRM4KV14E2C	E27	14 W	CW	Φ 65 x 126
LPRM4KV14E2W	E27	14 W	WW	Φ 65 x 126
LPRM4KV20B2C	B22	20 W	CW	Φ 80 x 152
LPRM4KV20B2W	B22	20 W	WW	Φ 80 x 152
LPRM4KV20E2C	E27	20 W	CW	Φ 80 x 152
LPRM4KV20E2W	E27	20 W	WW	Φ 80 x 152

LED Lamps



Long life



CRI >80



Beam angle
>140°

Technical & Commercial Data:

Input voltage range: 100 V - 300 V AC

Luminous efficacy: 100 Lm/W

Power factor: >0.95

Housing material: Overmoulded PC

Lot size: 50 pcs

Spark HD

Product Code	Base Cap	Power (W)	CCT	Dimension (MM)
LSAK4KV05B2C	B22	5 W	CW	Φ 57 x 100
LSAK4KV07B2C	B22	7 W	CW	Φ 57 x 100
LSAK4KV09B2C	B22	9 W	CW	Φ 57 x 102



Long life



CRI >80



Wide
beam angle
>220°

Technical & Commercial Data:

Input voltage range: 100 V - 300 V AC

Luminous efficacy: 100 Lm/W

Power factor: >0.95

Housing material: Die cast aluminium

Lot size: 10 pcs

Illuminator / Prima Plus

Product Code	Base Cap	Power (W)	CCT	Dimension (MM)
LILM030B22CW	B22	30 W	CW	Φ 100 x 180
LILM040B22CW	B22	40 W	CW	Φ 115 x 198
LILM050B22CW	B22	50 W	CW	Φ 125 x 220
LPRP030B22CW	B22	30 W	CW	Φ 100 x 185
LPRP040B22CW	B22	40 W	CW	Φ 120 x 232
LPRP050B22CW	B22	50 W	CW	Φ 142 x 262



Long life



CRI >80



Beam angle
>180°

Technical & Commercial Data:

Input voltage range: 100 V - 300 V AC


Luminous efficacy: >40 Lm/W

Housing material: Polycarbonate

Lot size: 60 pcs

Night Lamps (0.5 W)

Product Code	Base Cap	Power (W)	CCT	Dimension (MM)
LPRM01R001XC	B22	0.5 W	CW	Φ 45 x 70
LPRM01R001XY	B22	0.5 W	YELLOW	Φ 45 x 70
LPRM01R001XR	B22	0.5 W	RED	Φ 45 x 70
LPRM01R001XG	B22	0.5 W	GREEN	Φ 45 x 70
LPRM01R001XB	B22	0.5 W	BLUE	Φ 45 x 70
LPRM01R001XO	B22	0.5 W	ORANGE	Φ 45 x 70
LPRM01R001XP	B22	0.5 W	PINK	Φ 45 x 70



Battens

A wide range of environment-friendly LED battens that are sure brightened up your rooms. From different lumen intensity and colour temperature, we have batten lights that would suit any home's design.

Choose from a wide variety of options and pick the one that matches your home's décor perfectly. Some examples include:

LED Battens



Long life



CRI >80



Beam angle
>80°



130 Lm/W

Kubik Ultra

Product Code	Power (W)	CCT	Dimension (MM)
LGLZU1X025XC	25 W	CW	1135 x 31 x 40

Mushroom shape batten gives wider distribution as well as decorative design

Technical & Commercial Data:

Input voltage range: 100 V - 300 V AC

Power factor: >0.95

Housing material: Conductive extruded aluminium

Lot size: 20 pcs



Kubik Plus

Product Code	Power (W)	CCT	Dimension (MM)
LKBP01S006XC	6 W	CW	300 x 22 x 37
LKBP01S006XN	6 W	NW	300 x 22 x 37
LKBP01S006XW	6 W	WW	300 x 22 x 37
LKBP4KV010XC	10 W	CW	575 x 22 x 37
LKBP4KV010XN	10 W	NW	575 x 22 x 37
LKBP4KV010XW	10 W	WW	575 x 22 x 37
LKBP01S018XC	18 W	CW	1135 x 22 x 37
LKBP01S018XW	18 W	WW	1135 x 22 x 37
LKBP4KV020XC	20 W	CW	1135 x 22 x 37
LKBP4KV020XN	20 W	NW	1135 x 22 x 37
LKBP4KV020XW	20 W	WW	1135 x 22 x 37
LKBP01S022XC	22 W	CW	1135 x 31 x 40
LKBP01S022XN	22 W	NW	1135 x 31 x 40
LKBP01S022XW	22 W	WW	1135 x 31 x 40



Long life



CRI >80



Beam angle
>120°



110 Lm/W
for 22 W

Technical & Commercial Data:

Input voltage range: 100 V - 300 V AC

Luminous efficacy: 6 W - 20 W >100 Lm/W

Power factor: >0.95

Housing material: Thermally conductive polycarbonate

Lot size: 20 pcs

LED Battens



Kubik

Product Code	Power (W)	CCT	Dimension (MM)
LKBK02S020XC	20 W	CW	1145 x 21 x 33
LKBK02S020XN	20 W	NW	1145 x 21 x 33
LKBK02S020XW	20 W	WW	1145 x 21 x 33



Long life



CRI >80



Beam angle
>120°

Technical & Commercial Data:

Input voltage range: 100 V - 300 V AC

Luminous efficacy: 100 Lm/W

Power factor: >0.95

Housing material: Thermally conductive polycarbonate

Lot size: 20 pcs



Long life



CRI >80



Beam angle
>120°



Tri-colour
CW-NW-WW

Changing tri color from CW to NW to WW
in manual switching

Technical & Commercial Data:

Input voltage range: 100 V - 300 V AC

Luminous efficacy: >100 Lm/W

Power factor: >0.95

Housing materials: Thermally conductive polycarbonate

Lot size: 20 pcs



Starlite

Product Code	Power (W)	CCT	Dimension (MM)
LSRE01S020X	20 W	CW / NW / WW	1170 x 24 x 40



Downlights

High-performance LED downlights that will not only help you in creating ambient lighting but also make a nice addition to the entire decor of your house. A combination of recessed, surface mounted, fixed, and trimless downlights are available in different wattages. You also have the option to choose from round and square shapes as per your requirement: Some examples include:

LED Downlights



Pearl / Pearl Plus

Product Code	Power (W)	CCT	CUTOUT (MM)	Dimension (MM)
LPAL01R003XC	3 W	CW	Φ 45	Φ 80 x 45
LPAL01R003XN	3 W	NW	Φ 45	Φ 80 x 45
LPAL01R003XW	3 W	WW	Φ 45	Φ 80 x 45
LPAL01R003XR	3 W	RED	Φ 45	Φ 80 x 45
LPAL01R003XG	3 W	GREEN	Φ 45	Φ 80 x 45
LPAL01R003XB	3 W	BLUE	Φ 45	Φ 80 x 45
LPAL01R003XP	3 W	PINK	Φ 45	Φ 80 x 45
LPAL01R003XV	3 W	VIOLET / PURPLE	Φ 45	Φ 80 x 45
LPAL02R003XC	3 W	CW	Φ 45	Φ 80 x 45
LPAL02R003XN	3 W	NW	Φ 45	Φ 80 x 45
LPAL02R003XW	3 W	WW	Φ 45	Φ 80 x 45
LPAL02R003XR	3 W	RED	Φ 45	Φ 80 x 45
LPAL02R003XG	3 W	GREEN	Φ 45	Φ 80 x 45
LPAL02R003XB	3 W	BLUE	Φ 45	Φ 80 x 45
LPAL02R003XP	3 W	PINK	Φ 45	Φ 80 x 45
LPAL02R003XV	3 W	VIOLET / PURPLE	Φ 45	Φ 80 x 45
LPPS01R006XC	6 W	CW	Φ 45	Φ 80 x 65
LPPS01R006XN	6 W	NW	Φ 45	Φ 80 x 65
LPPS01R006XW	6 W	WW	Φ 45	Φ 80 x 65
LPPS01R006XR	6 W	RED	Φ 45	Φ 80 x 65
LPPS01R006XG	6 W	GREEN	Φ 45	Φ 80 x 65
LPPS01R006XB	6 W	BLUE	Φ 45	Φ 80 x 65
LPPS01R006XP	6 W	PINK	Φ 45	Φ 80 x 65
LPPS01R006XV	6 W	VIOLET / PURPLE	Φ 45	Φ 80 x 65
LPPS02R006XC	6 W	CW	Φ 45	Φ 80 x 65
LPPS02R006XN	6 W	NW	Φ 45	Φ 80 x 65
LPPS02R006XW	6 W	WW	Φ 45	Φ 80 x 65
LPPS02R006XR	6 W	RED	Φ 45	Φ 80 x 65
LPPS02R006XG	6 W	GREEN	Φ 45	Φ 80 x 65
LPPS02R006XB	6 W	BLUE	Φ 45	Φ 80 x 65
LPPS02R006XP	6 W	PINK	Φ 45	Φ 80 x 65
LPPS02R006XV	6 W	VIOLET / PURPLE	Φ 45	Φ 80 x 65
LPPS01R015XC	15 W	CW	Φ 45	Φ 140 x 65
LPPS01R015XN	15 W	NW	Φ 45	Φ 140 x 65
LPPS01R015XW	15 W	WW	Φ 45	Φ 140 x 65
LPPS01R015XR	15 W	RED	Φ 45	Φ 140 x 65
LPPS01R015XG	15 W	GREEN	Φ 45	Φ 140 x 65
LPPS01R015XB	15 W	BLUE	Φ 45	Φ 140 x 65
LPPS01R015XP	15 W	PINK	Φ 45	Φ 140 x 65
LPPS01R015XV	15 W	VIOLET / PURPLE	Φ 45	Φ 140 x 65



Long life



CRI >80



Beam angle
>120°

Suitable for junction box fitment

Technical & Commercial Data:

Input voltage range: 100 V - 300 V AC

Luminous efficacy: 3 W >70 Lm/W,

6 W >80 Lm/W, 15 W >90 Lm/W

Power factor: >0.9

Housing material: Thermally conductive polycarbonate

Lot size: 20 pcs

LED Downlights



Long life



CRI >80



Beam angle
>120°

Technical & Commercial Data:

Input voltage range: 100 V - 300 V AC

Luminous efficacy: 3 W >70 Lm/W,

6 W >75 Lm/W, 10 W >85 Lm/W

Power factor: >0.9

Housing material: Thermally conductive polycarbonate

Lot size: 20 pcs

Suitable for junction box filament

Glory

Product Code	Power (W)	CCT	CUTOUT (MM)	Dimension (MM)
LGOR01S003XC	3 W	CW	73 x 73	92 x 92 x 54
LGOR01S003XN	3 W	NW	73 x 73	92 x 92 x 54
LGOR01S003XW	3 W	WW	73 x 73	92 x 92 x 54
LGOR01R003XC	3 W	CW	Φ 73	Φ 92 x 54
LGOR01R003XN	3 W	NW	Φ 73	Φ 92 x 54
LGOR01R003XW	3 W	WW	Φ 73	Φ 92 x 54
LGOR01S006XC	6 W	CW	Φ 84	Φ 113 x 65
LGOR01S006XN	6 W	NW	Φ 84	Φ 113 x 65
LGOR01S006XW	6 W	WW	Φ 84	Φ 113 x 65
LGOR01R006XC	6 W	CW	Φ 84	Φ 113 x 65
LGOR01R006XN	6 W	NW	Φ 84	Φ 113 x 65
LGOR01R006XW	6 W	WW	Φ 84	Φ 113 x 65
LGOR01R006XR	6 W	RED	Φ 84	Φ 113 x 65
LGOR01R006XG	6 W	GREEN	Φ 84	Φ 113 x 65
LGOR01R006XB	6 W	BLUE	Φ 84	Φ 113 x 65
LGOR01R006XP	6 W	PINK	Φ 84	Φ 113 x 65
LGOR01R006XV	6 W	VIOLET / PURPLE	Φ 84	Φ 113 x 65
LGOR02S006XC	6 W	CW	Φ 84	Φ 113 x 65
LGOR02S006XN	6 W	NW	Φ 84	Φ 113 x 65
LGOR02S006XC	6 W	CW	Φ 84	Φ 113 x 65
LGOR02R006XN	6 W	NW	Φ 84	Φ 113 x 65
LGOR02R006XW	6 W	WW	Φ 84	Φ 113 x 65
LGOR02R006XR	6 W	RED	Φ 84	Φ 113 x 65
LGOR02R006XG	6 W	GREEN	Φ 84	Φ 113 x 65
LGOR02R006XB	6 W	BLUE	Φ 84	Φ 113 x 65
LGOR02R006XP	6 W	PINK	Φ 84	Φ 113 x 65
LGOR02R006XV	6 W	VIOLET / PURPLE	Φ 84	Φ 113 x 65
LGOR01S010XC	10 W	CW	Φ 104	Φ 125 x 70
LGOR01S010XN	10 W	NW	Φ 104	Φ 125 x 70
LGOR01S010XW	10 W	WW	Φ 104	Φ 125 x 70
LGOR01R010XC	10 W	CW	104 x 104	127 x 127 x 70
LGOR01R010XW	10 W	WW	104 x 104	127 x 127 x 70



Striker

Product Code	Power (W)	CCT	CUTOUT (MM)	Dimension (MM)
LSTK01R006XC	6 W	CW	Φ 83	Φ 108 x 62
LSTK01R006XN	6 W	NW	Φ 83	Φ 108 x 62
LSTK01R006XW	6 W	WW	Φ 83	Φ 108 x 62
LSTK01R006XR	6 W	RED	Φ 83	Φ 108 x 62
LSTK01R006XG	6 W	GREEN	Φ 83	Φ 108 x 62
LSTK01R006XB	6 W	BLUE	Φ 83	Φ 108 x 62
LSTK01R006XP	6 W	PINK	Φ 83	Φ 108 x 62
LSTK01R006XV	6 W	VIOLET / PURPLE	Φ 83	Φ 108 x 62



Long life



CRI >80



Beam angle
>120°

Technical & Commercial Data:

Input voltage range: 100 V - 300 V AC

Luminous efficacy: >75 Lm/W

Power factor: >0.95

Housing material: Thermally conductive polycarbonate with aluminium heat sink

Lot size: 20 pcs

Suitable for junction box filament

LED Downlights



Long life



CRI >80



Beam angle
>120°

Technical & Commercial Data:

Input voltage range: 100 V - 300 V AC

Luminous efficacy: >90 Lm/W

Power factor: >0.95

Housing material: Thermally conductive polycarbonate

Lot size: 20 pcs

Strella

Product Code	Power (W)	CCT	CUTOUT (MM)	Dimension (MM)
LSTA4KVR05XC	5 W	CW	Φ 75	Φ 80 x 35
LSTA4KVR05XN	5 W	NW	Φ 75	Φ 80 x 35
LSTA4KVR05XW	5 W	WW	Φ 75	Φ 80 x 35
LSTA01S008XC	8 W	CW	105 x 105	116 x 116 x 35
LSTA01S008XN	8 W	NW	105 x 105	116 x 116 x 35
LSTA01S008XW	8 W	WW	105 x 105	116 x 116 x 35
LSTA01R008XC	8 W	CW	Φ 105	Φ 116 x 35
LSTA01R008XN	8 W	NW	Φ 105	Φ 116 x 35
LSTA01R008XW	8 W	WW	Φ 105	Φ 116 x 35
LSTA4KVR12XC	12 W	CW	Φ 155	Φ 165 x 35
LSTA4KVR12XN	12 W	NW	Φ 155	Φ 165 x 35
LSTA4KVR12XC	12 W	WW	Φ 155	Φ 165 x 35
LSTA01S015XC	15 W	CW	155 x 155	165 x 165 x 35
LSTA01S015XN	15 W	NW	155 x 155	165 x 165 x 35
LSTA01S015XW	15 W	WW	155 x 155	165 x 165 x 35
LSTA01R015XC	15 W	CW	Φ 155	Φ 165 x 35
LSTA01R015XN	15 W	NW	Φ 155	Φ 165 x 35
LSTA01R015XW	15 W	WW	Φ 155	Φ 165 x 35
LSTA01S022XC	22 W	CW	205 x 205	220 x 220 x 35
LSTA01S022XN	22 W	NW	205 x 205	220 x 220 x 35
LSTA01S022XW	22 W	WW	205 x 205	220 x 220 x 35
LSTA01R022XC	22 W	CW	Φ 205	Φ 220 x 35
LSTA01R022XN	22 W	NW	Φ 205	Φ 220 x 35
LSTA01R022XW	22 W	WW	Φ 205	Φ 220 x 35

LED Downlights



Lumax Plus



Long life



CRI >75



Beam angle
>120°

Technical & Commercial Data:

Input voltage range: 100 V - 300 V AC

Luminous efficacy: >75 Lm/W

Power factor: >0.95

Housing material: Die cast aluminium

Lot size: 3 W - 6 W- 20 pcs

12 W - 22 W- 10 pcs

Product Code	Power (W)	CCT	CUTOUT (MM)	Dimension (MM)
LLMP01S003XC	3 W	CW	74 x 74	85 x 45 x 20
LLMP01S003XN	3 W	NW	74 x 74	85 x 45 x 20
LLMP01S003XW	3 W	WW	74 x 74	85 x 45 x 20
LLMP01R003XC	3 W	CW	Φ 74	Φ 85 x 20
LLMP01R003XN	3 W	NW	Φ 74	Φ 85 x 20
LLMP01R003XW	3 W	WW	Φ 74	Φ 85 x 20
LLMP01S006XC	6 W	CW	105 x 105	121 x 121 x 20
LLMP01S006XN	6 W	NW	105 x 105	121 x 121 x 20
LLMP01S006XW	6 W	WW	105 x 105	121 x 121 x 20
LLMP01R006XC	6 W	CW	Φ 105	Φ 121 x 20
LLMP01R006XN	6 W	NW	Φ 105	Φ 121 x 20
LLMP01R006XW	6 W	WW	Φ 105	Φ 121 x 20
LLMP01S012XC	12 W	NW	155 x 155	171 x 171 x 20
LLMP01S012XN	12 W	WW	155 x 155	171 x 171 x 20
LLMP01S012XW	12 W	CW	155 x 155	171 x 171 x 20
LLMP01R012XC	12 W	NW	Φ 155	Φ 171 x 20
LLMP01R012XN	12 W	WW	Φ 155	Φ 171 x 20
LLMP01R012XW	12 W	CW	Φ 155	Φ 171 x 20
LLMP01S015XN	15 W	CW	155 x 155	171 x 171 x 20
LLMP01S015XN	15 W	NW	155 x 155	171 x 171 x 20
LLMP01S015XW	15 W	WW	155 x 155	171 x 171 x 20
LLMP01R015XC	15 W	CW	Φ 155	Φ 171 x 20
LLMP01R015XN	15 W	NW	Φ 155	Φ 171 x 20
LLMP01R015XW	15 W	WW	Φ 155	Φ 171 x 20
LLMP01S018XC	18 W	CW	175 x 175	190 x 190 x 20
LLMP01S018XN	18 W	NW	175 x 175	190 x 190 x 20
LLMP01S018XW	18 W	WW	175 x 175	190 x 190 x 20
LLMP01R018XC	18 W	CW	Φ 175	Φ 190 x 20
LLMP01R018XN	18 W	NW	Φ 175	Φ 190 x 20
LLMP01R018XW	18 W	WW	Φ 175	Φ 190 x 20
LLMP01S022XC	22 W	CW	206 x 206	225 x 225 x 20
LLMP01S022XN	22 W	NW	206 x 206	225 x 225 x 20
LLMP01S022XW	22 W	WW	206 x 206	225 x 225 x 20
LLMP01R022XC	22 W	CW	Φ 206	Φ 225 x 20
LLMP01R022XN	22 W	NW	Φ 206	Φ 225 x 20
LLMP01R022XW	22 W	WW	Φ 206	Φ 225 x 20

LED Downlights



Long life



CRI >80



Beam angle
>120°

Technical & Commercial Data:


Input voltage range: 100 V - 300 V AC

Luminous efficacy: >105 Lm/W

Power factor: >0.95

Housing material: CRCA

Lot size: 5 pcs



Skylite

Product Code	Power (W)	CCT	Dimension (MM)
LSKL01S036XC	36 W	CW	595 x 595 x 36



Long life



CRI >80



Beam angle
>120°

Technical & Commercial Data:

Input voltage range: 100 V - 300 V AC

Luminous efficacy: >70 Lm/W

Power factor: >0.95

Housing material: Sheet metal

Lot size: 5 pcs



Turnoe

Product Code	Power (W)	CCT	Dimension (MM)
LZET03R015XC	15 W	CW	Φ 300 x 85

LED Downlights



Long life



CRI >80



Beam angle
>40°

Technical & Commercial Data:

Input voltage range: 100 V - 300 V AC

Luminous efficacy: >90 Lm/W

Power factor: >0.95

Housing material: Die cast aluminium

Lot size: 10 pcs



Gem Plus

Product Code	Power (W)	CCT	CUTOUT (MM)	Dimension (MM)
LGMP01R005XC	5 W	CW	Φ 70	Φ 85 x 55
LGMP01R005XN	5 W	NW	Φ 70	Φ 85 x 55
LGMP01R005XW	5 W	VW	Φ 70	Φ 85 x 55
LGMP01R010XC	10 W	CW	Φ 70	Φ 85 x 70
LGMP01R010XN	10 W	NW	Φ 70	Φ 85 x 70
LGMP01R010XW	10 W	VW	Φ 70	Φ 85 x 70
LGMP01R015XC	15 W	CW	Φ 90	Φ 110 x 85
LGMP01R015XN	15 W	NW	Φ 90	Φ 110 x 85
LGMP01R015XW	15 W	VW	Φ 90	Φ 110 x 85
LGMP01R020XC	20 W	CW	Φ 110	Φ 140 x 95
LGMP01R020XN	20 W	NW	Φ 110	Φ 140 x 95
LGMP01R020XW	20 W	VW	Φ 110	Φ 140 x 95



Street Lights

The idea of a safe city is actually incomplete without proper smart street light for which we need smart street lighting systems, because we step in and out from our home frequently during night. Jaquar Lighting street lights are made for high-performance and are engineered to withstand tough weather conditions. Available in a range of 20-30 watts, these street light emit a warm, subtle light that make the streets all the safer and happier with their beautiful, comfortable lighting

LED Street Lights



Long life



CRI >80



Beam angle
>120°

Technical & Commercial Data:

Input voltage range: 100 V - 300 V AC

Luminous efficacy: >100 Lm/W

THD: <10%

IP: 65

Housing material: Die cast aluminium

Lot size: 10 pcs



Hummer

Product Code	Power (W)	CCT	Pole Mounting Dimensions (MM)	Dimension (MM)
LHMR01SL020C	20 W	CW	Φ 40	320 x 75 x 60
LHMR01SL030C	30 W	CW	Φ 40	320 x 75 x 60



Long life



CRI >70



Beam angle
>120°

Technical & Commercial Data:

Input voltage range: 100 V - 300 V AC

Luminous efficacy: >100 Lm/W

THD: <10%

IP: 66

Housing material: Die cast aluminium

Lot size: 10 pcs



PCR

Product Code	Power (W)	CCT	Pole Mounting Dimensions (MM)	Dimension (MM)
LPCRSRT25WXC	25 W	CW	Φ 42	330 x 117 x 67



Long life



CRI >80



Beam angle
>120°

Technical & Commercial Data:

Input voltage range: 100 V - 300 V AC

Luminous efficacy: >100 Lm/W

THD: <10%

IP: 65

Housing material: Die cast aluminium

Lot size: 10 pcs



Street Lights

Product Code	Power (W)	CCT	Pole Mounting Dimensions (MM)	Dimension (MM)
LSRT01F025C	28 W	CW	Φ 42	325 x 145 x 65





Spot Lights

Jaquar LED spotlights are a beautiful addition to your decor and also help you in highlighting the essential things and driving attention towards the things that you want. Our energy- efficient spot lamps come is different colour temperatures to give you decor a vibrant look

LED Spot Lights



Long life



CRI >70



Beam angle
>30°

Technical & Commercial Data:

Input voltage range: 100 V - 300 V AC

Luminous efficacy: >50 Lm/W

Housing material: Thermally conductive polycarbonate

Lot size: 50 pcs



Jasper Neo

Product Code	Power (W)	CCT	CUTOUT (MM)	Dimension (MM)
LJPN01R002XC	2 W	CW	Φ 32	Φ 42 x 16
LJPN01R002XW	2 W	WW	Φ 32	Φ 42 x 16
LJPN01R002XR	2 W	RED	Φ 32	Φ 42 x 16
LJPN01R002XG	2 W	GREEN	Φ 32	Φ 42 x 16
LJPN01R002XB	2 W	BLUE	Φ 32	Φ 42 x 16



Long life



CRI >80



Beam angle
>30°

Technical & Commercial Data:

Input voltage range: 100 V - 300 V AC

Luminous efficacy: >50 Lm/W

CRI: >80

Beam angle: >30°


Housing material: Aluminium

Lot size: 50 pcs

Jasper Plus

Product Code	Power (W)	CCT	CUTOUT (MM)	Dimension (MM)
LJPP01S002XC	2 W	CW	Φ 28	Φ 39 x 28
LJPP01S002XW	2 W	WW	Φ 28	Φ 39 x 28
LJPP01R002XC	2 W	CW	Φ 28	Φ 39 x 28
LJPP01R002XW	2 W	WW	Φ 28	Φ 39 x 28
LJPP01R002XR	2 W	RED	Φ 28	Φ 39 x 28
LJPP01R002XG	2 W	GREEN	Φ 28	Φ 39 x 28
LJPP01R002XB	2 W	BLUE	Φ 28	Φ 39 x 28
LJPP02R002XC	2 W	CW	Φ 28	Φ 39 x 28
LJPP02R002XW	2 W	WW	Φ 28	Φ 39 x 28
LJPP02R002XR	2 W	RED	Φ 28	Φ 39 x 28
LJPP02R002XG	2 W	GREEN	Φ 28	Φ 39 x 28
LJPP02R002XB	2 W	BLUE	Φ 28	Φ 39 x 28





Strip Lights

Be it festive lighting or the need to decorate any contour of your home, these flashy lighting effect highlight the beautiful parts of your house and look really pleasing. From blue LED strip lights to white LED strip lights, there is a wide range of options to choose from. They come in 5 meter roll with specific cut points which can bend into any shape

Strip Lights

Technical & Commercial Data:

Input voltage range: 12 V DC (with adapter)
Luminous efficacy: >90 Lm/W
Roll: 5 meter with cut points
No. of LEDs: 60 LEDs / meter
Lot size: 5 pcs



Janus

Product Code	Power (W)	CCT	Dimension (MM)
LJNS02S012XC	24 W	CW	8 x 2.25
LJNS02S012XN	24 W	NW	8 x 2.25
LJNS02S012XW	24 W	VW	8 x 2.25
LJNS02S012XR	24 W	Red	8 x 2.25
LJNS02S012XG	24 W	Green	8 x 2.25
LJNS02S012XB	24 W	Blue	8 x 2.25
LJNS01S012XC	24 W	CW	8 x 2.25
LJNS01S012XW	24 W	VW	8 x 2.25



Strip Driver

Product Code	Power (V)
LSTD02A012X	12 DC

JAQUAR GROUP

Global Headquarters,
Plot No. 3, Sector-11, IMT Manesar, Gurugram-122050 India
For more information: Visit any of our 21 Orientation Centres
or log on to www.jaquarlighting.com, e-mail: ccare.lighting@jaquar.com
For any query call: 18002126808 (Toll Free)

ORIENTATION CENTRES:

AHMEDABAD: Ground Floor,
Commerce House-4, B/S Shell Petrol
Pump, Near Anand Nagar Cross
Roads, 100 Ft. Road, Prahlad Nagar,
Satellite, Ahmedabad
Ph.: 079-30452600
Email: ahmedabad@jaquar.com

BANGALORE: No. 10, V.N. Street,
Next to Hotel Ramada, Shivaji Nagar,
Tasker Town, Bangalore-560051
Email: bangalore@jaquar.com

BHOPAL: T- 7, 8, 3rd Floor, City
Center, Above Lotus Electronics,
1 Press Complex, M. P. Nagar,
Zone-1, Bhopal- 462011
Ph.: 0755-6550888
Email: bhopal@jaquar.com

BHUBANESWAR: Plot No. 853/1671,
2nd Floor, Jharpada, Cuttack Road,
Bhubaneswar-751006
Ph.: 0674-2575501
Email: bhubaneswar@jaquar.com

CHANDIGARH: S.C.O. 52-53, Sector
17-A, Opp. Hotel Park Plaza, Adjacent
to Fab India,
Chandigarh-160017
Ph.: 0172-4071727
Email: chandigarh@jaquar.com

CHENNAI: Ground Floor, KGN Towers,
#62, Ethiraj Salai, Egmore,
Chennai- 600008
Phone: 044-42693001
Email: chennai@jaquar.com

COCHIN: No. 35/563, Opposite
International Stadium, Palarivattom
P.O., Cochin-682025
Email: cochin@jaquar.com

GUWAHATI: "Swagata Envision"
Ground Floor, G.S. Road, Sixmile,
Khanapara (Opp. Directorate of
Agriculture, Assam)
Guwahati-781022
Email: guwahati@jaquar.com

HYDERABAD: Unit No. 202,
Reliance Classic, Banjara Hills,
Road No.1, Hyderabad-500034
Email: hyderabad@jaquar.co

JAIPUR: Neelkanth, 1 Bhawani
Singh Road, Opp. Nehru Sehkar
Bhawan, C-Scheme,
Jaipur-302001
Ph.: 0141-5115609
Email: jaipur@jaquar.com

JAMMU: Bonny Square, NH
Bypass, Near Vishal Mega Mart,
Kunjiwani, Jammu-180010
Ph.: 0191-2484876
Email: jammu@jaquar.com

KOLKATA: 2nd Floor, 55,
Chowringhee Road,
Kolkata-700071
Ph.: 033-40054891
Email: kolkata@jaquar.com

LUCKNOW: Asha Bhawan, 27/II A,
Gokhle Marg, Lucknow
Ph.: 0522-4001434
Email: lucknow@jaquar.com

LUDHIANA: 2nd Floor, Lodhi
Complex, Mall Road,
Ludhiana-141001
Ph.: 0161-5094974
Email: ludhiana@jaquar.com

MUMBAI: 101,102,103, Kamla
Spaces, Above Kohinoor
Electronics, S.V. Road, Santacruz
West, Mumbai-400054
Ph.: 022-26613279
Email: mumbai@jaquar.com

NAGPUR: Kala Bhavan, 103/A,
South Ambazari Road,
Shradhanand Peth Square,
Laxmi Nagar, Nagpur-440022
Ph.: 0712-2223395
Email: nagpur@jaquar.com

NEW DELHI: D-56, Defence Colony,
New Delhi-110024
Ph.: 011-24636807
Email: delhincr@jaquar.com

PUNE: DSK Gandharva Heights,
5th Floor, Office No. 501,
Near Hotel Pride Executive,
Ganeshkhind Road,
Shivajinagar, Pune-411005
Email: pune@jaquar.com

RAIPUR: M K Planet, Ring Road
No. 1, New Rajendra Nagar,
Raipur-492001.
Ph.: 0771-6556789
Email: raipur@jaquar.com

SILIGURI: 1st Floor, M-Square
Building, Opp. Hotel Sachitra,
2 ½ Mile, Sevoke Road,
Siliguri-734002
Email: siliguri@jaquar.com

SURAT: 23, Siddhi Shopping
Centre, Near Agrasen
Bhavan Char Rasta,
City Light Road, Surat
Email: suratcare@jaquar.com



**CALL
PURCHASE ASSISTANCE**

1800-120-33222
(Toll Free)

Looking for
Jaquar Lighting Products?

And we'll make it easy!

Speak to our Lighting Experts, who will suggest the right product
that you should go in for and where to buy it from

